



Citation for published version:

McKeown, P, Davidson, MG, Kociok-Kohn, G & Jones, MD 2016, 'Aluminium Salalens vs. Salans: "Initiator Design" for the Ioselective Polymerisation of rac-Lactide', *Chemical Communications*, vol. 52, no. 68, pp. 10431-10434. <https://doi.org/10.1039/C6CC05795K>

DOI:

[10.1039/C6CC05795K](https://doi.org/10.1039/C6CC05795K)

Publication date:

2016

Document Version

Peer reviewed version

[Link to publication](#)

Publisher Rights

CC BY

The final publication is available at the Royal Society of Chemistry via [10.1039/C6CC05795K](https://doi.org/10.1039/C6CC05795K)

University of Bath

Alternative formats

If you require this document in an alternative format, please contact:
openaccess@bath.ac.uk

General rights

Copyright and moral rights for the publications made accessible in the public portal are retained by the authors and/or other copyright owners and it is a condition of accessing publications that users recognise and abide by the legal requirements associated with these rights.

Take down policy


If you believe that this document breaches copyright please contact us providing details, and we will remove access to the work immediately and investigate your claim.

ChemComm

Accepted Manuscript



This article can be cited before page numbers have been issued, to do this please use: P. McKeown, M. G. Davidson, G. Kociok-Kohn and M. Jones, *Chem. Commun.*, 2016, DOI: 10.1039/C6CC05795K.



This is an *Accepted Manuscript*, which has been through the Royal Society of Chemistry peer review process and has been accepted for publication.

Accepted Manuscripts are published online shortly after acceptance, before technical editing, formatting and proof reading. Using this free service, authors can make their results available to the community, in citable form, before we publish the edited article. We will replace this *Accepted Manuscript* with the edited and formatted *Advance Article* as soon as it is available.

You can find more information about *Accepted Manuscripts* in the [Information for Authors](#).

Please note that technical editing may introduce minor changes to the text and/or graphics, which may alter content. The journal's standard [Terms & Conditions](#) and the [Ethical guidelines](#) still apply. In no event shall the Royal Society of Chemistry be held responsible for any errors or omissions in this *Accepted Manuscript* or any consequences arising from the use of any information it contains.

Aluminium Salalens vs. Salans: “Initiator Design” for the Isoselective Polymerisation of *rac*-Lactide

Paul McKeown,^{a,b} Matthew G. Davidson,^b Gabriele Kociok-Köhn^b and Matthew D. Jones^{b,*}

Received 00th January 20xx,
Accepted 00th January 20xx

DOI: 10.1039/x0xx00000x

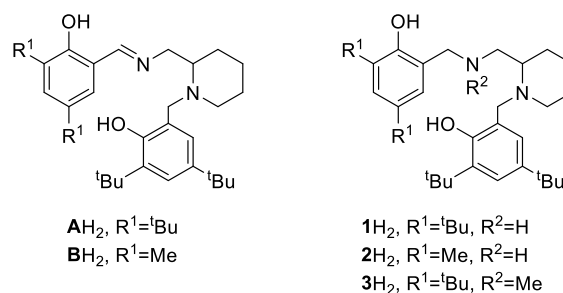
www.rsc.org/

We report the rationalised design of aluminium initiators and their application for ROP of *rac*-lactide (*rac*-LA). Very minor change to the ligand backbone (imine reduction) to give secondary amines was found to have a dramatic effect on activity and selectivity with isotactic PLA being realised.

There is a significant range of aluminium initiators reported for the ROP of *rac*-LA to afford polylactide (PLA). Aluminium is attractive as it is a highly abundant metal. Initiators based on aluminium are often reported to exert some degree of stereocontrol over the polymerisation of *rac*-LA with there being cases of both isotactic and heterotactic preference in the literature,¹ it is however difficult to predict or rationalise the selectivity. While such polymerisations are well controlled in terms of polymer architecture and weight properties, they often suffer from slow rates with many hours to several days required in solution and even melt polymerisations. A challenge for the ROP of *rac*-LA is the preparation of isotactic stereoblock PLA under industrially relevant conditions and determining the initiator structure activity relationships. Other metal centres that are active for the production of isotactic PLA include Zr(IV),² Hf(IV),^{1l} 2b 2dY(III),³ In(III),⁴ Zn(II)⁵ and lanthanides.⁶

One of the earliest examples of stereocontrolled PLA production was demonstrated by Spassky and co-workers.^{1j} Using chiral binaphthyl Schiff base aluminium complexes, isotacticity resulted from the solution ROP (70 °C, toluene, [LA]:[Init] = 75:1) with evidence of stereocomplexation being observed. Reaction times from 5 hours (19 % conversion) up to 281 hours (98 % conversion) are reported for this system. An isotactic initiator was also prepared by Feijen *et al*, also utilising an aluminium salen complex.^{1k,1n} In this case, the ligand

backbone was *trans*-1,2-cyclohexyl and P_m values of 0.93 (solution, [LA]:[Init] = 62:1) and 0.88 (melt, [LA]:[Init] = 200:1) are reported with typical reaction times given in days. Examples of relatively fast and well controlled Al(III) salen mediated polymerisations are provided by Nomura *et al*.^{1e,f} In one study, the identity of two key positions upon the ligand (substituents *ortho* to the phenoxy and the aliphatic backbone) are varied.^{1f} The achiral salen complexes screened generally showed isotactic preference ($P_m > 0.69$) and solution reactions time varied from 0.4 to 72 hours depending on the nature of the substituents. In particular, excellent stereocontrol was realised with ^tBuMe₂Si *ortho* groups and this was largely maintained at high temperatures (130-180 °C, [LA]:[Init] = 300:1), however preparation of this particular initiator requires lengthy synthesis including protection and deprotection. Gibson *et al* have prepared eight salan complexes based around a *N,N'*-disubstituted ethylenediamine backbone.^{1c} Depending on substituent choice, strong heterotactic or moderate isotactic preference was observed with the solution polymerisation length typically being around 24 hours (70 °C, [LA]:[Init] = 100:1). More recently, Kol *et al* have demonstrated enantiomerically pure salalens based upon an aminomethylpyrrolidine moiety.^{1h} Application of these for ROP of *rac*-LA gave reasonable heterotacticity or gradient isotactic multiblock PLA ($P_m = 0.82$) in toluene (80 °C, [LA]:[Init] = 100:1).



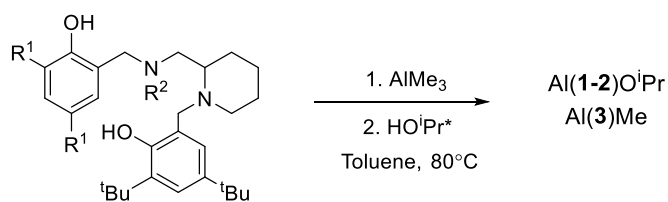
Scheme 1: Previously reported salalen ligands⁷ (A/BH₂) and salan ligands (1-3H₂) used in this study

^a Doctoral Training Centre in Sustainable Chemical Technologies, University of Bath, Bath BA2 7AY, UK.

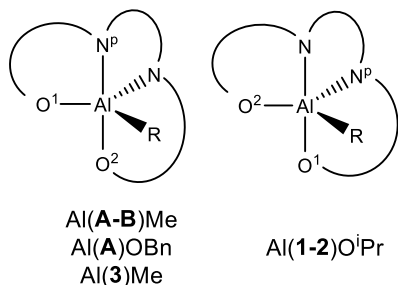
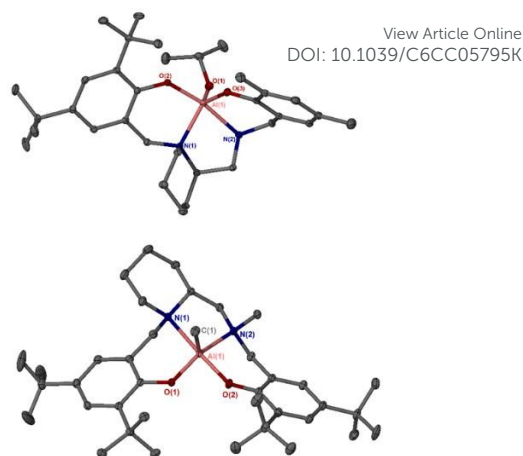
^b Department of Chemistry, University of Bath, Claverton Down, Bath BA2 7AY, UK. Fax: +44 (0) 1225 386231 Tel: +44 (0) 1225 384908; E-mail: mj205@bath.ac.uk

*Electronic Supplementary Information (ESI) available Full experimental data and crystal data in .cif format]. See DOI: 10.1039/x0xx00000x



Scheme 2: Complexation of 1-3H₂ with Al(III). * ⁱPrOH added to Al(1-2)Me only.

In this work, a series of related salan complexes based on 2-aminopiperidine are reported. Reduction of the imine functionality of the salalen structure afforded a secondary amine salan and subsequent methylation at this position further yields a tertiary amine based salan (Scheme 1). Important for industrial applications, the salan ligands are colourless consequently affording colourless complexes and white polymer. Ligands 1-2H₂ are prepared *via* a simple three step synthesis which is achievable on a multigram scale within a day. All ligands have been characterised by ¹H and ¹³C{¹H} NMR spectroscopy as well as ESI-MS. The initial complexation of 1-3H₂ with AlMe₃ (Scheme 2) afforded complexes each with 4 distinct species in solution. It is postulated that these species are a consequence of the inherent stereochemistry of the ligand and the new stereocentres that form upon complexation; the 2nd position of the aminopiperidine ring is stereogenic and derived from a racemic reagent while the bonding of both the nitrogen centres to the metal centre also generates two further points of chirality. Thus, there are potential diastereomers present in solution. A similar observation was made for Al(A-B)Me for which there are two stereocentres on complexation and two species observed in solution.⁷ Further to the previous work, the Me has been exchanged with -OBn to form Al(A)OBn which was characterised as a single diastereomer by ¹H NMR analysis. Solid state analysis shows the wrapping of the imino ligand around the aluminium centre to be analogous to the Al(A)Me complex with the trigonal bipyramidal geometry maintained ($\tau = 0.72$), (Scheme 3, Table 1). For Al(1/2)Me, no suitable crystals were generated for X-ray crystallography, however, for Al(3)Me, a solid state structure was obtained and this revealed the complex structure to be similar to that of the parent imine complex with a pentacoordinate aluminium centre ($\tau = 0.64$).

Scheme 3: Trigonal bipyramidal isomers observed for Al(III) complexes. N^p denotes the nitrogen within the piperidine ring.Figure 1: Solid state structures for Al(2)OⁱPr (top) and Al(3)Me (bottom).

The exchange of the aluminium methyl group for an alkoxide moiety also allows for the isolation of well-defined salan species, Al(1/2)OⁱPr (Scheme 2). In solution, the ¹H NMR spectrum displays four aromatic resonances and one isopropoxide septet. These complexes were purified by recrystallisation and the corresponding solid state structure was shown to be subtly different to Al(A)OBn/Al(3)Me (Figure 1); while the trigonal bipyramidal aluminium centre is maintained the wrapping of the ligand around the metal is different. This is illustrated by the respective decrease/increase of the Al-N_p/Al-N bonds and an increase/decrease in the Al-O(1)/Al-O(2) bonds relative to the parent imine complex. These changes are consistent with the exchange of axial-equatorial position within the trigonal bipyramidal geometry.

The cause of this is thought to be due to a weak interaction between the nitrogen hydrogen and isopropoxide oxygen which, in this conformation, occupy the same plane and while not at the optimum angle for hydrogen bonding are in close proximity (N-H...O=2.227 Å). From structural studies the complexes with ligands 1/2H₂ afford different coordination modes than either imine or 3H₂ (Scheme 3).

Table 1: Selected bond lengths (Å) and angles (°) comparing salalen and salan geometries

	Al(A)OBn	Al(1)O ⁱ Pr	Al(2)O ⁱ Pr	Al(3)Me
τ	0.72	0.77	0.78	0.64
Al-O(1)	1.7585(10)	1.7991(8)	1.7955(9)	1.7633(10)
Al-O(2)	1.8262(10)	1.7730(8)	1.7644(9)	1.8024(10)
Al-N _p (1)	2.1386(12)	2.0672(10)	2.0622(10)	2.2834(12)
Al-N(2)	1.9670(12)	2.1072(10)	2.1122(10)	2.0786(12)
Al-R	1.7356(10)	1.7400(9)	1.7418(9)	1.9765(15)
O(1)-Al-O(2)	95.30(5)	94.55(4)	96.12(4)	91.39(5)
O(1)-Al-N(2)	117.42(5)	170.31(4)*	169.19(4)*	125.09(5)*
O(2)-Al-N _p (1)	168.02(5)*	117.49(4)	113.74(4)	163.28(5)*
O(1)-Al-R	124.59(5)*	102.45(4)	101.55(4)	122.02(6)
O(2)-Al-R	97.48(5)	124.16(4)*	120.53(4)	102.08(6)
N _p (1)-Al-R	87.48(5)	115.37(4)	122.62(4)*	93.19(6)
N(2)-Al-R	117.42(5)	82.35(4)	82.13(4)	115.56(6)

*Angles used to determine τ .

Table 2: Solution polymerisation data for Al(1-3)R and Al(A/B)Me

Entry	Initiator	Time /h	Conv. % ^e	P_m^f	M_n^g	PDI ^g
1 ^a	Al(A)Me	240	88	0.63	22700	1.06
2 ^a	Al(B)Me	240	88	0.44	20500	1.08
3 ^a	Al(1)Me	3	65	0.75	14900	1.06
4 ^b	Al(1)O ⁱ Pr	3	66	0.79	16750	1.04
5 ^{b,c}	Al(1)O ⁱ Pr	3	82	-	25550	1.04
6 ^{b,d}	Al(1)O ⁱ Pr	120	60	0.83	15800	1.04
7 ^b	Al(2)O ⁱ Pr	0.5	76	0.59	17900	1.03
8 ^a	Al(3)Me	120	49	0.64	18850	1.13

Entries 1/2 from McKeown *et al.*⁷

Conditions: Toluene, 80 °C. ^a [LA]:[I]:[BnOH]=100:1:1, ^b [LA]:[I]:[BnOH]=100:1:1, ^c L-LA ^d CH₂Cl₂, 25 °C ^e Determined via ¹H NMR spectroscopy. ^f P_m is the probability of isotactic enchainment, determined via homonuclear decoupled ¹H NMR spectroscopy with deconvolution and averaging of the five equations. ^g Molecular weight via GPC analysis (in THF).

Polymerisations were carried out with lactide purified only by recrystallisation to mimic industrially favoured conditions. It can be immediately seen that the activity of complexes prepared from salans **1/2H₂** are markedly improved relative to the corresponding salalen complexes. Solution polymerisations (Table 2) reach reasonable conversion and molecular weight after hours rather than the several days (Entry 1 vs. entry 3/4). For the aluminium complex of **1H₂**, both the methyl and isopropoxide species were trialled with the former having benzyl alcohol added as co-initiator. Encouragingly, very similar results are observed in terms of polymer weight and stereocontrol suggesting that the active alkoxide structure of the two initiators is likely to be identical. As for the imino forms, all initiators prepared in this study demonstrate predictable molecular weights and narrow distributions further highlighting the controlled nature of the polymerisation.

The initiators based on **1H₂** demonstrate an increased isotactic bias ($P_m \sim 0.8$) relative to **AH₂** based initiators with white polymers resulting from the polymerisations. Interestingly, polymerisations in toluene at 80 °C afforded slightly less stereocontrol compared to some of the solvent free reactions (Table 3) at higher temperatures. For the salan complexes based on **2H₂**, the increase in initiator activity is more pronounced with high conversion being attained within one hour. The tacticity imparted from these complexes is slightly isotactic which again is more pronounced for solvent free polymerisations. The *N*-methylated salan complex Al(**3**)Me, was also trialled for the ROP of *rac*-LA. While the polymerisation appeared well controlled, the activity and stereocontrol of the initiator was found to be comparable to that of the salalen Al(A)Me, with days being required to reach a reasonable conversion of LA. This result indicates it is likely the rearrangement of the ligand around the metal centre that accounts for the increased activity Al(**1/2**)OⁱPr which have different coordination motifs to Al(A/B)Me. We believe that this is due to the weak interaction between the NH moiety and the oxygen of the alkoxide.

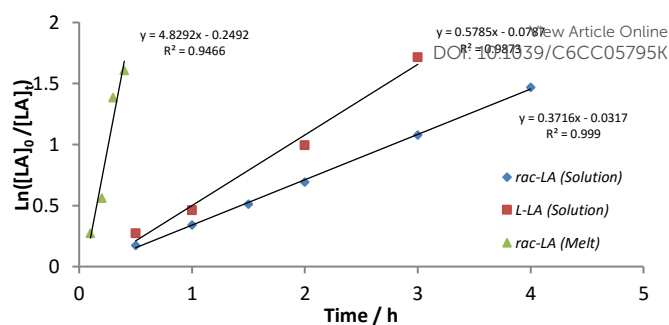


Figure 2: Semi-logarithmic plot for the solution polymerisation of Al(1)OⁱPr. Conditions: Solution, Toluene, 80 °C, [LA]:[Al(1)OⁱPr] = 100:1, [LA]₀ = 0.694 mol dm⁻³ or Melt, 130 °C, [LA]:[Al(1)OⁱPr] = 300:1

MALDI-ToF analysis of polymers resultant of Al(**1/2**)OⁱPr (Table 2, entries 4 and 7) highlighted the controlled nature of the polymerisation in solution showing no evidence of transesterification and yielding molecular weight values consistent with conversion, end groups and GPC analysis. Further investigation into Al(**1/2**)OⁱPr revealed controlled polymerisation characteristics with the molecular weight showing linear increase with conversion in solution at 80 °C (See ESI). First order kinetics was also shown by a linear concentration:time plot for each initiator (Figure 2 and ESI). The apparent rate constants, k_{app} , were found to be 0.37 and 2.7 hr⁻¹ for Al(1)OⁱPr and Al(2)OⁱPr respectively (Tol, 80 °C, 100:1); evidently, the shorter reaction timescale allows for differentiation between the rates of Al(**1/2**)OⁱPr and the increased activity for Al(2)OⁱPr is attributed to the reduced steric hindrance offered by the dimethyl phenol moiety. The rate constant for the polymerisation of Al(1)OⁱPr with *L*-lactide as also evaluated and found to be 0.58 hr⁻¹ (Figure 2, Table 2, entry 5). NMR spectroscopy showed no evidence of epimerisation for the polymerisation of *L*-LA. The relative kinetics for the polymerisation of *rac*- or *L*-LA allows for the estimation of tacticity; the P_m value from this kinetic perspective is found to be 0.78 which is in accord with that found for the solution polymerisation via NMR spectroscopy. DSC analysis of the polymer prepared at room temperature (Table 2, entry 6) reveals a $T_m = 177$ °C, further highlighting the isotactic bias of Al(1)OⁱPr. The mechanistic pathway is unclear due to the use of a racemic ligand. Neither chain end mediated nor enantiomeric mediated polymerisation can be ruled out and neither can a polymeryl exchange mechanism be discounted; such an exchange has been invoked for Al(III) complexes and could be potentially in operation for form stereoblocks and reduce the overall isotacticity.^{1g,1i,1n}

To assess the applicability of these initiators, further polymerisations of Al(**1/2**)OⁱPr were performed. Under standard solvent free conditions (130 °C, 300:1) the activity and control of these initiators is maintained (Table 3, entries 1/8). At this temperature, an increase in monomer-to-initiator ratio (900:1) is tolerated with minimal reduction of selectivity and molecular weight control and relatively small increase in reaction time. Higher temperature solvent free reactions (150 and 180 °C) were also found to be successful. Generally, higher conversion is achieved more rapidly and control is not



significantly reduced. To assess activity under industrial conditions, immortal polymerisations were carried out with reduced metal content and co-initiator to moderate molecular weight ([LA]:[I]:[BnOH]=3000:1:10). These conditions are found to be feasible for Al(1/2)OⁱPr, with a reasonable degree of isoselectivity still being maintained despite extended reaction times at high temperatures (Table 3, entries 6-7,13-14). The resultant molecular weight demonstrates these initiators ability to facilitate molecular weight and tacticity control under extremely challenging conditions although it is noted that 5 hours at 180 °C (Table 3, entry 7) does cause a deterioration in molecular weight suggesting a stability limit for Al(1)OⁱPr.

Table 3: Melt polymerisation data for Al(1/2)OⁱPr

Entry	Initiator	Time /h	Conv. % ^h	P_m^i	M_n^j	PD ^j
1 ^a	Al(1)O ⁱ Pr	0.3	75	0.81	52250	1.04
2 ^b	Al(1)O ⁱ Pr	1	55	0.78	114100	1.18
3 ^c	Al(1)O ⁱ Pr	0.5	47	0.75	95150	1.13
4 ^d	Al(1)O ⁱ Pr	0.1	79	0.73	47600	1.26
5 ^e	Al(1)O ⁱ Pr	0.2	45	0.70	54500	1.24
6 ^f	Al(1)O ⁱ Pr	6.25	53	0.70	37250	1.15
7 ^g	Al(1)O ⁱ Pr	5	60	0.59	25550	1.55
8 ^a	Al(2)O ⁱ Pr	0.1	85	0.73	55750	1.13
9 ^b	Al(2)O ⁱ Pr	0.3	50	0.73	115300	1.09
10 ^c	Al(2)O ⁱ Pr	0.3	54	0.74	91100	1.17
11 ^d	Al(2)O ⁱ Pr	0.05	89	0.72	53700	1.25
12 ^e	Al(2)O ⁱ Pr	0.2	68	0.70	66100	1.29
13 ^f	Al(2)O ⁱ Pr	1	70	0.70	51300	1.12
14 ^g	Al(2)O ⁱ Pr	1	36	0.65	23000	1.21

^a Conditions: [LA]:[I]:[BnOH]=300:1, 130 °C. ^b [LA]:[I]:[BnOH]=900:1, 130 °C. ^c [LA]:[I]:[BnOH]=900:1, 150 °C. ^d [LA]:[I]:[BnOH]=300:1, 180 °C. ^e [LA]:[I]:[BnOH]=900:1, 180 °C. ^f [LA]:[I]:[BnOH]=3000:1:10, 150 °C. ^g [LA]:[I]:[BnOH]=3000:1:10, 180 °C. ^h Determined via ¹H NMR spectroscopy. ⁱ P_m is the probability of isotactic enchainment, determined via homonuclear decoupled ¹H NMR spectroscopy with deconvolution and averaging of the five equations. ^j Molecular weight via GPC analysis (in THF).

In conclusion we have shown how altering the coordination geometry of simple salans around Al(III) can have dramatic consequences in terms of activity and selectivity. We wish to thank the EPSRC for funding the CDT at Bath (EP/G03768X/1) and Purac for the donation of lactide. For full experimental details see ESI and <http://doi.org/10.15125/BATH-00220> for the data.

Notes and references

1 (a) S. Bian, S. Abbina, Z. Lu, E. Kolodka, G. Du, *Organometallics* 2014, **33**, 2489-2495. (b) S. L. Hancock, M. F. Mahon, M. D. Jones, *Dalton Trans.* 2013, **42**, 9279-9285. (c) P. Hormnirun, E. L. Marshall, V. C. Gibson, A. J. P. White, D. J. Williams, *J. Am. Chem. Soc.* 2004, **126**, 2688-2689. (d) K.

Majerska, A. Duda, *J. Am. Chem. Soc.* 2004, **126**, 1026-1027. (e) N. Nomura, R. Ishii, M. Akakura, K. Aoi, *J. Am. Chem. Soc.* 2002, **124**, 5938-5939. (f) N. Nomura, R. Ishii, Y. Yamamoto, T. Kondo, *Chem. Eur. J.* 2007, **13**, 4433-4451. (g) T. M. Ovitt, G. W. Coates, *J. Polym. Sci., Part A: Polym. Chem.* 2000, **38**, 4686-4692. (h) A. Pilone, K. Press, I. Goldberg, M. Kol, M. Mazzeo, M. Lamberti, *J. Am. Chem. Soc.* 2014, **136**, 2940-2943. (i) K. Press, I. Goldberg, M. Kol, *Angew. Chem. Int. Ed.* 2015, **54**, 14858-14861. (j) N. Spassky, M. Wisniewski, C. Pluta, A. LeBorgne, *Macromol. Chem. Phys.* 1996, **197**, 2627-2637. (k) Z. Y. Zhong, P. J. Dijkstra, J. Feijen, *Angew. Chem. Int. Ed.* 2002, **41**, 4510-4513. (l) M. D. Jones, L. Brady, P. McKeown, A. Buchard, P. M. Schafer, L. H. Thomas, M. F. Mahon, T. J. Woodman, J. P. Lowe, *Chem. Sci.* 2015, **6**, 5034-5039. (m) E. L. Whitelaw, G. Loraine, M. F. Mahon, M. D. Jones, *Dalton Trans.* 2011, **40**, 11469-11473. (n) Z. Zhong, P. J. Dijkstra, J. Feijen, *J. Am. Chem. Soc.* 2003, **125**, 11291-11298. (o) C. P. Radano, G. L. Baker, M. R. Smith, *J. Am. Chem. Soc.* 2000, **122**, 1552-1553. (p) H.-L. Chen, S. Dutta, P.-Y. Huang, C.-C. Lin, *Organometallics* 2012, **31**, 2016-2025. (q) L. Chen, W. Li, D. Yuan, Y. Zhang, Q. Shen, Y. Yao, *Inorg. Chem.* 2015. (r) E. D. Cross, L. E. N. Allan, A. Decken, M. P. Shaver, *J. Polym. Sci., Part A: Polym. Chem.* 2013, **51**, 1137-1146. (s) H. Du, X. Pang, H. Yu, X. Zhuang, X. Chen, D. Cui, X. Wang, X. Jing, *Macromolecules* 2007, **40**, 1904-1913. (t) C. Kan, J. Ge, H. Ma, *Dalton Trans.* 2016, **45**, 6682-6695. (u) S. Tabthong, T. Nanok, P. Sumrit, P. Kongsaree, S. Prabpai, P. Chuawong, P. Hormnirun, *Macromolecules* 2015, **48**, 6846-6861. (v) H. Du, A. H. Velders, P. J. Dijkstra, J. Sun, Z. Zhong, X. Chen, J. Feijen, *Chem. Eur. J.* 2009, **15**, 9836-9845. (w) N. Maudoux, T. Roisnel, V. Dorcet, J.-F. Carpentier, Y. Sarazin, *Chem. Eur. J.* 2014, **20**, 6131-6147. (x) P. Hormnirun, E. L. Marshall, V. C. Gibson, R. I. Pugh, A. J. P. White, *Proc. Natl. Acad. Sci. U. S. A.* 2006, **103**, 15343-15348. (y) M. Wisniewski, A. LeBorgne, N. Spassky, *Macromol. Chem. Phys.* 1997, **198**, 1227-1238. 2 (a) M. D. Jones, S. L. Hancock, P. McKeown, P. M. Schafer, A. Buchard, L. H. Thomas, M. F. Mahon, J. P. Lowe, *Chem. Commun.* 2014, **50**, 15967-15970. (b) M. Hu, M. Wang, H. Zhu, L. Zhang, H. Zhang, L. Sun, *Dalton Trans.* 2010, **39**, 4440-4446. (c) J.-C. Buffet, J. Okuda, *Chem. Commun.* 2011, **47**, 4796-4798. (d) A. J. Chmura, M. G. Davidson, M. D. Jones, M. D. Lunn, M. F. Mahon, A. F. Johnson, P. Khunkamchoo, S. L. Roberts, S. S. F. Wong, *Macromolecules* 2006, **39**, 7250-7257. 3 C. Bakewell, T.-P.-A. Cao, N. Long, X. F. Le Goff, A. Auffrant, C. K. Williams, *J. Am. Chem. Soc.* 2012, **134**, 20577-20580. 4 D. C. Aluthge, B. O. Patrick, P. Mehrkhodavandi, *Chem. Commun.* 2013, **49**, 4295-4297. 5 (a) M. Honrado, A. Otero, J. Fernández-Baeza, L. F. Sánchez-Barba, A. Garcés, A. Lara-Sánchez, A. M. Rodríguez, *Organometallics* 2014, **33**, 1859-1866. (b) H. Wang, Y. Yang, H. Ma, *Macromolecules* 2014, **47**, 7750-7764. (c) Y. Yang, H. Wang, H. Ma, *Inorg. Chem.* 2015. (d) S. Abbina, G. Du, *ACS Macro Lett.* 2014, **3**, 689-692. 6 C. Bakewell, A. J. P. White, N. J. Long, C. K. Williams, *Angew. Chem. Int. Ed.* 2014, **53**, 9226-9230. 7 P. McKeown, M. G. Davidson, J. P. Lowe, M. F. Mahon, L. H. Thomas, T. J. Woodman, M. D. Jones, *Dalton Trans.* 2016, **45**, 5374-5387.

