



Citation for published version:

Hill, M, Pecharman, A-F & Mahon, M 2018, 'Diborane Heterolysis: Breaking and Making B-B bonds at Magnesium', Dalton Transactions , vol. 47, no. 21, pp. 7300-7305. <https://doi.org/10.1039/C8DT01451E>

DOI:

[10.1039/C8DT01451E](https://doi.org/10.1039/C8DT01451E)

Publication date:

2018

Document Version

Peer reviewed version

[Link to publication](#)

The final publication is available at the Royal Society of Chemistry via [10.1039/C8DT01451E](https://doi.org/10.1039/C8DT01451E)

University of Bath

General rights

Copyright and moral rights for the publications made accessible in the public portal are retained by the authors and/or other copyright owners and it is a condition of accessing publications that users recognise and abide by the legal requirements associated with these rights.

Take down policy

If you believe that this document breaches copyright please contact us providing details, and we will remove access to the work immediately and investigate your claim.

Diborane Heterolysis: Breaking and Making B-B bonds at Magnesium

Anne-Frédérique Pécharman, Michael S. Hill,* and Mary F. Mahon

Department of Chemistry, University of Bath, Claverton Down, Bath, BA2 7AY, UK

Email: msh27@bath.ac.uk

Abstract

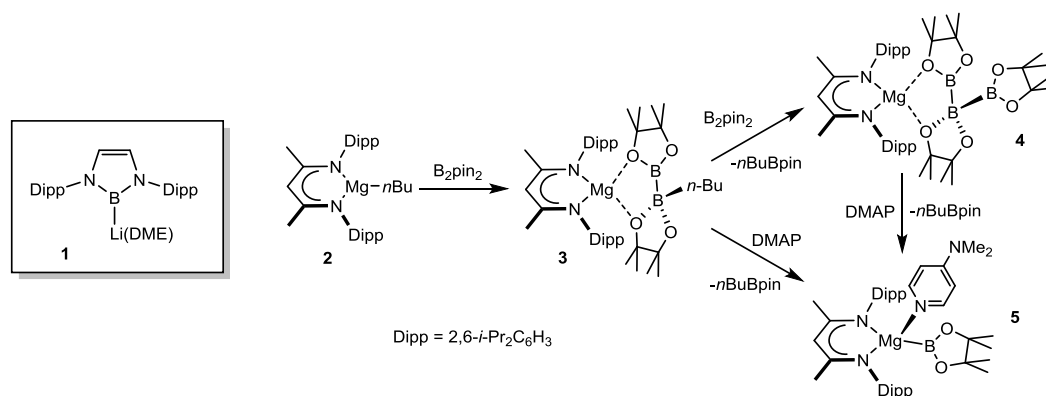
Reaction of the dimeric β -diketiminato magnesium hydride $[(BDI)MgH]_2$ ($BDI = HC\{(Me)CN-2,6-i-Pr_2C_6H_3\}_2$) with bis-pinacolatodiborane (B_2pin_2) resulted in B-O bond activation and formation of a magnesium complex of an unusual borylborohydride anion. In contrast, similar treatment of the mononuclear organomagnesium $[(BDI)Mg(n-Bu)]$ with 4,4,4',4',6,6'-hexamethyl-2,2'-bi(1,3,2-dioxaborinane) (B_2hex_2) provided a $B(sp^2)-B(sp^3)$ diborane anion, $[(hex)BB(n-Bu)(hex)]^-$, with a constitution which is analogous to that formed in the previously reported reaction with bis(pinacolato)diboron (B_2pin_2). Subsequent addition of 4-dimethylaminopyridine to a solution of this compound induced alkylborane displacement and provided a magnesium boryl derivative containing a terminal Mg-B(hex) interaction (Mg-B 2.319(3) Å), a result which reinforces the generality of this approach for the synthesis of boryl anions by B-B bond heterolysis. Further studies of the reactivity of the initially formed $B(sp^2)-B(sp^3)$ anions with diborane small molecules also resulted in alkylborane displacement and the production of triboron anions, which are propagated by contiguous and electron precise (2c-2e) B-B-B interactions.

Introduction

The selective installation of boryl ($-BX_2$) units into organic molecules is an important capability in contemporary chemical synthesis. The resultant C-B bonds provide a straightforward means to introduce further functionality, either through oxidation or their use in catalytic C-C bond formation through the application of Suzuki-Miyaura protocols.¹⁻³ Boryl moieties are conventionally transferred to an organic substrate by a variety of routes (e.g. alkene hydroboration) which are reliant upon the Lewis acidic and electrophilic behaviour of the electropositive boron centre in reaction with an organic nucleophile. Although boryl ligands can be generated by oxidative addition of B-X (B = H, B or halide) bonds to transition metals,^{2,4} Yamashita and Nozaki's seminal report of the lithium boryl, $[\{HCN(Dipp)\}_2BLi(DME)]$ (**1**, Dipp = 2,6-di-*iso*-propylphenyl, DME = dimethoxyethane, Scheme 1) was widely recognised as the first true boron-centred nucleophile.^{5,6} The isolation of compound **1** requires strongly reducing and inconvenient reaction conditions, however, and its isolation is also crucially dependent on the high degree of kinetic stabilisation provided by sterically demanding substituents about the boron centre. While compound **1** has since been shown to display broad applicability in boron-to-element bond forming reactions with a palette of organic and metal-centred electrophiles,⁷⁻¹⁵ this latter structural feature dictates that some of these transformations display only

limited specificity. Reactions of compound **1** with organohalides, RX (X = Cl, Br), for example, not only provide the expected products of nucleophilic substitution, [$\{\text{HCN}(\text{Dipp})\}_2\text{B-R}$], but also suffer from competitive halogen abstraction to give [$\{\text{HCN}(\text{Dipp})\}_2\text{B-X}$].^{16,17}

While a wide variety of alternative boron-centred nucleophiles have been described since the report of **1**,¹⁸⁻³⁶ a majority of routes to these species still require an alkali metal reduction step. With these issues in mind, we have recently reported that terminal magnesium boryl species may be easily generated by heterolysis of the B-B bond of commercially available bis(pinolato)diborane (B_2pin_2) within the coordination sphere of a β -diketiminato magnesium derivative (Scheme 1).³⁷ Treatment of the magnesium *n*-butyl complex, [$(\text{BDI})\text{Mg}(n\text{-Bu})$] (**2**) (BDI = $\text{HC}\{\text{Me}\}\text{CN-2,6-}i\text{-Pr}_2\text{C}_6\text{H}_3\}_2$) with one equivalent of B_2pin_2 provided compound **3**, which contains a diborane-derived anion in which one of the boron centres has been quaternised. This anion is strongly reminiscent of the variety of $\text{B}(sp^2)\text{-B}(sp^3)$ adducts of B_2pin_2 with neutral or anionic donors that have been shown to act as viable sources of nucleophilic $\{\text{Bpin}\}$ units.³⁸⁻⁴⁰ With this reactivity in mind, we have very recently shown that the $\{\text{Bpin}\}$ moiety of compound **3** may be utilised to form electron-precise B-B bonds through reactions with the boron electrophiles Ph_3B and borabicyclo[3.3.1]nonane (9-BBN) albeit, in common with the previously mentioned $\text{B}(sp^2)\text{-B}(sp^3)$ adducts, these compounds are synthesised without the explicit generation of boryl anions.⁴¹ Reaction of compound **3** with an additional equivalent of B_2pin_2 also resulted in the displacement of *n*-BuBpin and the formation of an unusual derivative (**4**) of the catenated triboron [B_3pin_3]⁻ anion, while treatment of either **3** or **4** with 4-dimethylaminopyridine (DMAP) provided a magnesium derivative (**5**) which does contain the terminal [Bpin]⁻ anion (Scheme 1). Initial assessment of the reactivity of compound **5** with both iodomethane and with non-halogenated organic electrophiles provided completely specific B-C bond formation and a definitive demonstration of its potential as a source of the [Bpin]⁻ nucleophile.³⁷ In this contribution we continue to explore the generality of these routes to magnesium boryl equivalents and *catena*-triborane anions.



Scheme 1: Compound **1** and synthetic route to compounds **3** – **5**.

Results and Discussion

The molecular magnesium hydride [(BDI)MgH]₂ (**6**) has played a central role in our development of a suite of catalytic bond activation processes.^{42,43} We, thus, carried out the reaction of compound **6** with B₂pin₂. Although the reaction performed in *d*₈-toluene required brief heating to ensure the formation of a homogeneous solution, inspection of the resultant ¹H and ¹³C{¹H} NMR spectra revealed the emergence of two new sets of β-diketiminato ligand environments, which had been formed in a strict 1:1 ratio by relative integration. Although the corresponding ¹¹B{¹H} NMR spectrum was broad and uninformative, the origin of these observations was resolved through the isolation of single crystals from the reaction solution. The resultant X-ray diffraction analysis revealed that compound **7** is the result of formal addition of both hydrides of the dimeric magnesium reagent (**6**) to a single boron centre within B₂pin₂ (Figure 1). This process ensues with retention of the B-B bond and ring opening of one of the pinacolato boron heterocycles through rupture of the B2-O4 bond. The resultant diborane(5) anion bridges unsymmetrically between the two magnesium centres of the dimer, with consequent disruption of the C_{2v} symmetry of the hydride precursor (**6**) that was apparent in the NMR spectra of **7**. The new diborane anion coordinates to Mg1 through O1 and O3, which remain bound to B1 and B2, respectively, and to Mg2 via coordination by the now formal alkoxide donor O4 and μ₂-BH₂-Mg bridging interactions. Although the specific constitution of this diborane anion is unprecedented, the B1-B2 distance [1.713(2) Å] is closely comparable to the similar linkages within previously reported B(*sp*²)-B(*sp*³) bonded compounds.^{41,44}

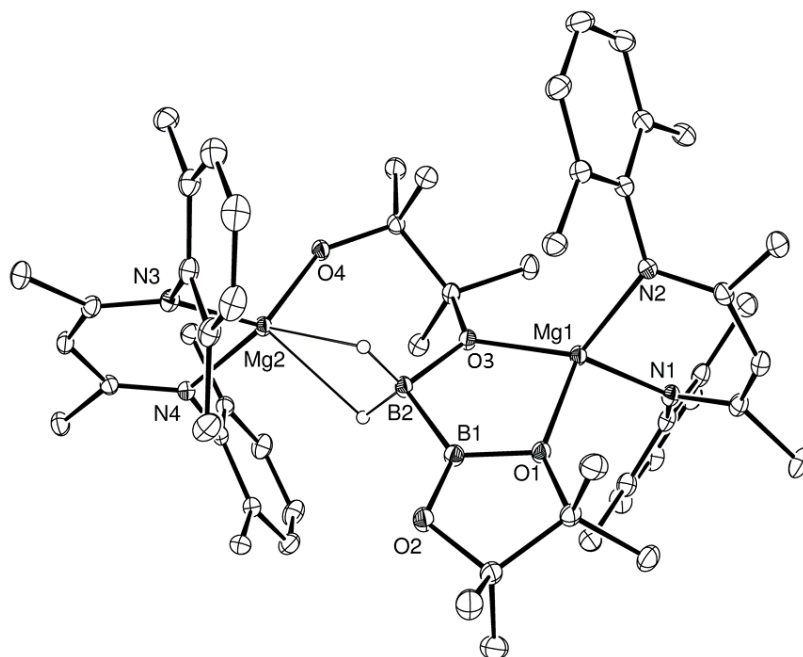
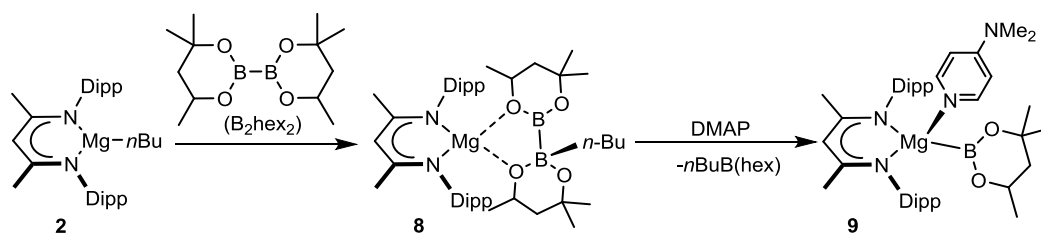


Figure 1: ORTEP representation of compound **7** (25% probability ellipsoids). Isopropyl methyl groups and carbon-bonded hydrogen atoms are removed for clarity. Selected bond lengths (Å) and angles (°): Mg1-O1 2.0899(11), Mg1-O3 1.9784(10), Mg1-N1 2.0560(13), Mg1-N2 2.0604(13), Mg2-O4 1.8527(11), Mg2-N3 2.0819(13), Mg2-N4 2.0892(13), B1-B2 1.713(2), O1-B1 1.4216(18), O2-C31 1.4563(17), O2-B1 1.356(2), O3-B2 1.5307(18), O3-Mg1-O1 90.07(4), O3-Mg1-N1 127.70(5), O3-Mg1-N2 124.49(5), N1-Mg1-O1 107.24(5), N1-Mg1-N2 93.72(5), O4-Mg2-N3 123.34(5), O4-Mg2-N4 117.15(5), O4-Mg2-B2 84.78(5), N3-Mg2-N4 90.49(5).



Scheme 2: Synthesis of compounds **8** and **9**.

We suggest that the B-O bond activation observed in the synthesis of compound **7** is a possible consequence of the initial dimeric structure of the hydride reagent **6**. With this in mind, we returned our attention to the mononuclear magnesium *n*-butyl reagent, **2**, to further investigate the generality of the synthetic approach illustrated for B₂pin₂ in Scheme 1. Reaction of an equimolar quantity of **2** with the alternative, but still commercially available, diborane reagent 4,4,4',4',6,6'-hexamethyl-2,2'-bi(1,3,2-dioxaborinane) (B₂hex₂) provided the colourless compound **8** after work-up in high (>90%) yield (Scheme 2). Although the ¹H and ¹³C{¹H} NMR spectra of **8** were complex, the corresponding ¹¹B{¹H} NMR spectrum was reminiscent of that observed for compound **3** in

comprising two broad resonances at δ 30.5 and 4.0 ppm, consistent with the presence of three- and four-coordinate boron, respectively. This supposition was confirmed through the isolation of single crystals suitable for X-ray diffraction analysis, the results of which are illustrated in Figure 2(a). The solid state structure confirmed that **8** is an analogue of compound **3** in which one of the boron centres (labelled as B2) has been quaternised by addition of an *n*-butyl group. The resultant anion coordinates to the 4-coordinate magnesium through O1 and O3, which are adjacent to the less sterically congested chiral monomethyl-substituted (C31 and C37) glycolato carbon atoms. The carbon centres of each glycolato chain were seen to exhibit disorder in a 55:45 ratio. Although the solution structure of compound **8** was not investigated any further, on this basis, we ascribe the complexity of the ^1H and ^{13}C NMR spectra of **8** to the persistence of several possible diastereomers in solution, arising from use of the racemic B_2hex_2 reagent.

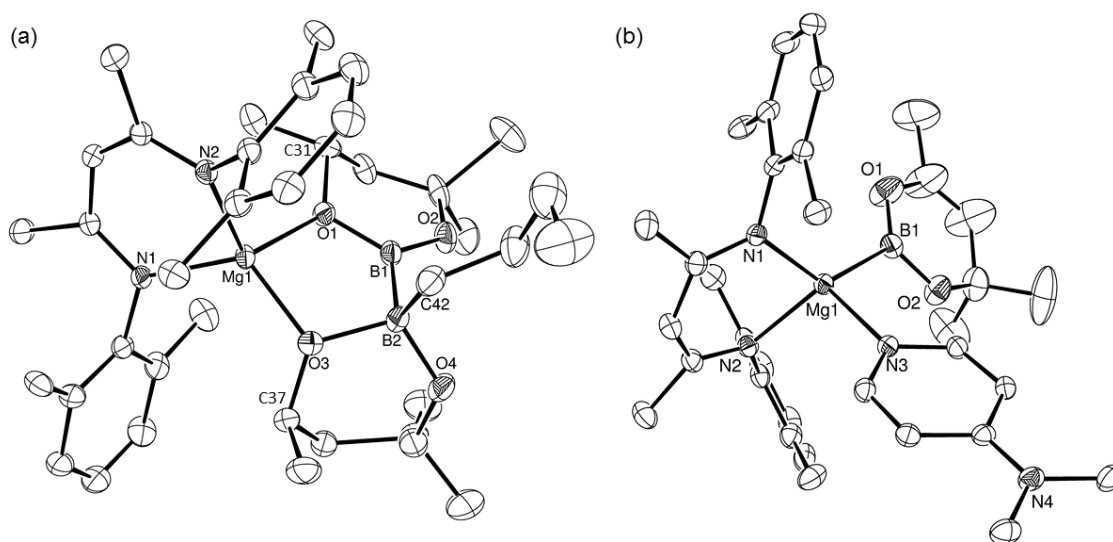
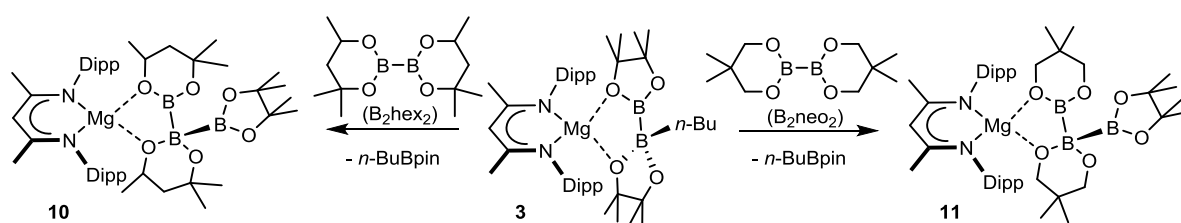


Figure 2: ORTEP representations (25% probability ellipsoids) of (a) compound **8** and (b) compound **9**. Isopropyl methyl groups are removed for clarity. Selected bond lengths (\AA) and angles ($^\circ$): (**8**) Mg1-O1 2.0466(14), Mg1-O3 1.9378(16), Mg1-N1 2.0550(16), Mg1-N2 2.0524(16), B1-B2 1.738(4), O1-Mg1-N1 118.56(7), O1-Mg1-N2 109.95(7), N2-Mg1-N1 94.34(7); (**9**) Mg1-N1 2.0832(19), Mg1-N2 2.0744(19), Mg1-N3 2.1422(18), Mg1-B1 2.319(3), N1-Mg1-N3 102.94(7), N1-Mg1-B1 133.12(8), N2-Mg1-N1 91.26(7), N2-Mg1-N3 106.23(7), N2-Mg1-B1 114.33(9), N3-Mg1-B1 106.09(8).

Monitoring by ^1H and ^{11}B NMR spectroscopy of a sample of compound **8** treated with DMAP evidenced the generation of a single new β -diketiminato magnesium complex (**9**) and the elimination of the organoborane *n*-BuB(hex) ($\delta_{11\text{B}} = 34.2$ ppm). Although the $^{11}\text{B}\{^1\text{H}\}$ NMR spectrum was otherwise broad and uninformative, the constitution of compound **9** as a magnesium derivative of a terminal $[(\text{hex})\text{B}]^-$ anion was confirmed through the isolation of single crystals from *n*-hexane solution at -35 $^\circ\text{C}$. The structure of compound **9**, shown in Figure 2(b), is comparable to that of **5** and

confirms the generality of the straightforward magnesium-centred B-B activation for the synthesis of terminally bound boryl anions. Like **5**, compound **9** is a four-coordinate magnesium derivative with three of the magnesium to ligand contacts provided by the nitrogen atoms of the β -diketiminato ligand and a single unidentate DMAP ligand and with the final coordination site occupied by the sp^2 boron donor. The Mg1-B1 distance [2.319(3) Å] of compound **9** is effectively identical to that determined for **5** [2.324(2) Å] and lies within the range observed in three reported magnesium derivatives synthesised by reactions of compound **1** with $MgBr_2$ [2.281(6) - 2.377(4) Å].⁷

Although a complete study of the behaviour of compounds **8** and **9** towards organic electrophiles will be described elsewhere, these structural and spectroscopic observations suggest the reactivity of both compounds should be comparable to those of the previously reported derivatives, **3** and **5**. The facile reaction of compound **3** with B_2pin_2 to provide the triboron anion of compound **4** prompted us to assess the generality of this reaction to provide unusual homocatenated triboron species. Accordingly, toluene solutions of compound **3** were treated with equimolar quantities of B_2hex_2 and 5,5,5',5'-tetramethyl-2,2'-bi(1,3,2-dioxaborinane) (B_2neo_2), respectively (Scheme 3). Examination of the resultant 1H NMR spectra after 2 hours at 40 °C evidenced, in both cases, the formation of two new β -diketiminato magnesium complexes, compounds **10** and **11**. Both of the corresponding $^{11}B\{^1H\}$ NMR spectra were also observed to contain resonances at δ 34.2 ppm, consistent with elimination of n -BuBpin, which appeared alongside further broad signals ca. δ 30 and 1 ppm. These latter signals are reminiscent of the ^{11}B resonances arising from compound **4** and, taken together, these data strongly imply the formation of similar homocatenated triborane anions.



Scheme 3: Synthesis of compounds **10** and **11**.

These deductions were corroborated by single crystal X-ray diffraction analysis, which was performed on crystals of compounds **10** and **11** isolated, in both cases, from concentrated n -hexane solutions. Figures 3(a) and 3 (b) show the structures of both compounds, which are derivatives of catenated triboron anions, analogous to that observed previously in compound **4**. All of the B-B bond lengths [ca. 1.73 Å] across both structures are effectively identical and are consistent with their identification as electron precise ($2c-2e$) interactions. Although the triboron chain propagates via sequences of $B(sp^2)-B(sp^3)-B(sp^2)$ bonding interactions, these B-B bonds lie within the range established for various reported neutral and acyclic triborane molecules in which the catenate propagates wholly through trigonal boron centres.⁴⁵⁻⁴⁸

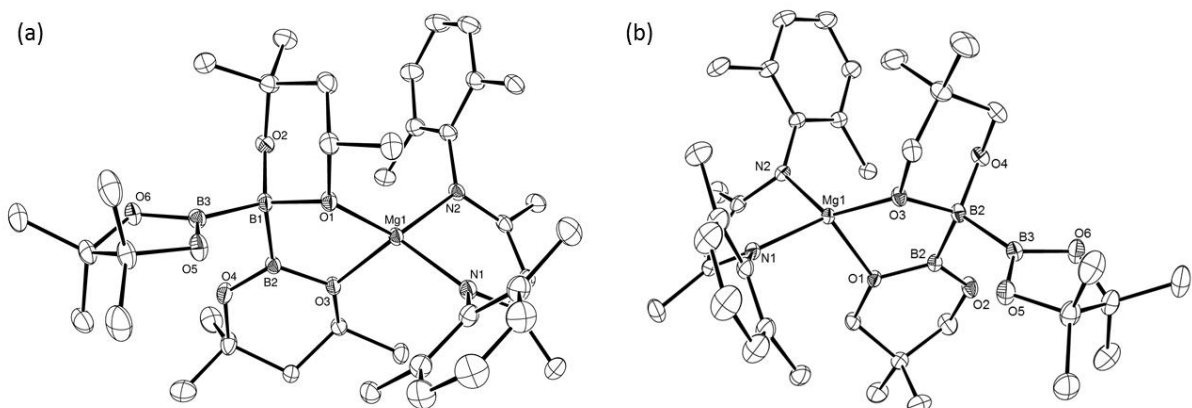
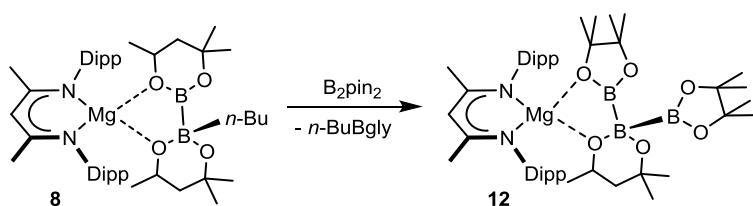


Figure 3: ORTEP representation of (a) compound **10** and (b) compound **11** (25% probability ellipsoids). Isopropyl methyl groups are removed for clarity. Selected bond lengths (Å) and angles (°): (**10**) Mg1-O1 1.9384(14), Mg1-O3 2.0538(14), Mg1-N1 2.0465(17), Mg1-N2 2.0524(16), B1-B2 1.729(3), B1-B3 1.728(3), O1-Mg1-O3 92.53(6), O1-Mg1-N1 115.75(7), O1-Mg1-N2 129.90(7), B3-B1-B2 107.17(15); (**11**) Mg1-O1 2.0193(15), Mg1-O3 1.9153(15), B1-B2 1.733(3), B2-B3 1.732(3), Mg1-N1 2.0406(18), Mg1-N2 2.0262(19), O1-Mg1-N1 105.39(7), O1-Mg1-N2 112.28(7), O3-Mg1-O1 90.59(7), O3-Mg1-N1 134.77(8), O3-Mg1-N2 117.36(8), N2-Mg1-N1 95.54(8), B3-B2-B1 106.59(18).



Scheme 4: Synthesis of compound **12**.

The isolation of both compounds **10** and **11** apparently ensues with the simultaneous elimination of *n*-BuBpin from compound **3**. Although this observation implies that the diborane insertion reactions take place with exclusive displacement of the pre-quaternised boron centre and retention of the B-B bond of the subsequent diborane reagent employed, a further reaction indicated that this reactivity is also prone to redistribution of the σ -bonded boron centres. A reaction of compound **8** with B_2pin_2 was performed under identical conditions to those employed in the synthesis of compounds **10** and **11**. Initial inspection of the resultant 1H and ^{11}B NMR spectra indicated the generation of a single reaction product (**12**), which was anticipated to be the result of formal *n*-BuB(hex) elimination to form a magnesium complex of the catenated $[pinB(Bpin)B(hex)]^-$ anion. Work up and crystallisation of compound **12**, however, revealed that this process had produced an isomeric form of the anticipated triborane anion (Scheme 4). The resultant single crystal X-ray analysis (Figure 4) identified a triborane anion in which the central sp^3 boron centre is provided by a $\{B(hex)\}$ moiety rather than through

retention of the entire $\{B_2pin_2\}$ unit. Although it has not been possible to determine whether this apparent cross metathesis process occurs during or subsequent to the displacement of the *n*-Bu(hex) by-product, we suggest that the ultimate structure adopted by **12** may be dictated by kinetic factors and the lower steric demands of the monomethyl substitution of C31, which is adjacent to the $\{B(hex)\}$ oxygen donor (O1) to the magnesium centre.

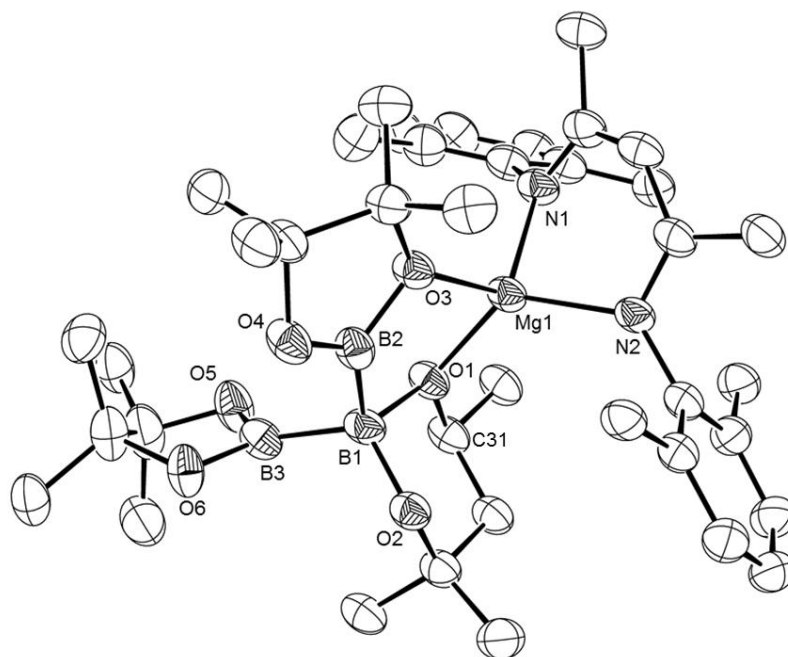


Figure 4: ORTEP representation of compound **12** (25% probability ellipsoids). Isopropyl methyl groups are removed for clarity. Selected bond lengths (Å) and angles (°): Mg1-O1 1.943(2), Mg1-O3 2.043(2), Mg1-N1 2.031(3), Mg1-N2 2.042(3), B1-B2 1.724(6), B1-B3 1.722(6), O1-Mg1-O3 90.30(10), O1-Mg1-N1 119.14(12), O1-Mg1-N2 127.47(12), N1-Mg1-O3 113.70(11), N1-Mg1-N2 95.23(12), N2-Mg1-O3 112.00(11), B3-B1-B2 106.9(3).

Conclusions

The synthesis of compound **7**, in which a B-O bond of B_2pin_2 is cleaved with retention of the B-B bond, implies that the nuclearity of the $[(BDI)MgH]_2$ reagent has a direct influence over the mode of activation of the diborane. In contrast, the reactivity of $[(BDI)Mg(n-Bu)]$ with B_2hex_2 follows an analogous path to that observed with B_2pin_2 , as does the outcome of treatment of the resultant mono-quaternised diborane(5) anion with DMAP. This latter process provides a terminal magnesium boryl species through displacement of the alkylborane and confirms the generality of this strategy for the facile heterolytic activation of the B-B single bonds of commercially available diboranes. In a similar manner, reaction of the previously reported pinacolodiborane(5) derivative (**3**) with B_2hex_2 and B_2neo_2 also induces displacement of *n*-BuBpin and formation of unusual and unsymmetrical *catena*-triborane(6) anions in which the B-B bond of the externally added diborane reagents are retained. In contrast, although treatment of compound **8**, derived by quaternisation of B_2hex_2 , prompts the

anticipated *n*-BuB(hex) elimination, the resultant product comprises the triborane(5) anion in which the two pinacolatoboron units are bonded to the four-coordinate boron of the remaining {B(hex)} moiety. Although no experimental corroboration could be obtained, this observation is tentatively ascribed to the relative steric demands of the boron-bound pinacolato and glycolato chelates and suggests that these species are prone to B-B exchange equilibria in which the ultimate product is determined by kinetic factors. The significance of these observations will become apparent during the future elaboration of this chemistry and our further studies of the onward reactivity of these readily available sources of nucleophilic boron with a range of organic and inorganic electrophiles.

Electronic supplementary information (ESI) available

Experimental procedures and characterisation data of compounds **7–12**, along with NMR spectra. CCDC 1824654-1824659 contain the supplementary crystallographic data for compounds **7 – 12** respectively. For ESI and crystallographic data in CIF or other electronic format see DOI: XXXX

Acknowledgements

We thank the EPSRC (UK) for funding of this research (EP/N014456/1).

References

1. A. Suzuki, *Angew. Chem. Int. Ed.*, 2011, **50**, 6722-6737.
2. L. Dang, Z. Y. Lin and T. B. Marder, *Chem. Commun.*, 2009, 3987-3995.
3. J. F. Hartwig, *Acc. Chem. Res.*, 2012, **45**, 864-873.
4. (a) G. J. Irvine, M. J. G. Lesley, T. B. Marder, N. C. Norman, C. R. Rice, E. G. Robins, W. R. Roper, G. R. Whittell and L.J. Wright, *Chem. Rev.*, 1998, **98**, 2685-2722; (b) D. L. Kays and S. Aldridge, in *Contemporary Metal Boron Chemistry I: Borylenes, Boryls, Borane*, eds. T. B. Marder and Z. Lin, 2008, vol. 130, pp. 29-122.
5. (a) Y. Segawa, M. Yamashita and K. Nozaki, *Science*, 2006, **314**, 113-115; (b) T.B. Marder, *Science*, 2006, **314**, 69-70; (c) H. Braunschweig, *Angew. Chem. Int. Ed.*, 2007, **46**, 1946-1948; (d)
6. Y. Segawa, Y. Suzuki, M. Yamashita and K. Nozaki, *J. Am. Chem. Soc.*, 2008, **130**, 16069-16079.
7. M. Yamashita, Y. Suzuki, Y. Segawa and K. Nozaki, *J. Am. Chem. Soc.*, 2007, **129**, 9570.
8. Y. Segawa, M. Yamashita and K. Nozaki, *Angew. Chem. Int. Ed.*, 2007, **46**, 6710-6713.
9. T. Terabayashi, T. Kajiwara, M. Yamashita and K. Nozaki, *J. Am. Chem. Soc.*, 2009, **131**, 14162.
10. T. Arnold, H. Braunschweig, W. C. Ewing, T. Kramer, J. Mies and J. K. Schuster, *Chem. Commun.*, 2015, **51**, 737-740.

11. L. M. A. Saleh, K. H. Birjkumar, A. V. Protchenko, A. D. Schwarz, S. Aldridge, C. Jones, N. Kaltsoyannis and P. Mountford, *J. Am. Chem. Soc.*, 2011, **133**, 3836-3839.
12. A. V. Protchenko, K. H. Birjkumar, D. Dange, A. D. Schwarz, D. Vidovic, C. Jones, N. Kaltsoyannis, P. Mountford and S. Aldridge, *J. Am. Chem. Soc.*, 2012, **134**, 6500-6503.
13. A. V. Protchenko, D. Dange, M. P. Blake, A. D. Schwarz, C. Jones, P. Mountford and S. Aldridge, *J. Am. Chem. Soc.*, 2014, **136**, 10902-10905.
14. D. Dange, A. Davey, J. A. B. Abdalla, S. Aldridge and C. Jones, *Chem. Commun.*, 2015, **51**, 7128-7131.
15. J. Campos and S. Aldridge, *Angew. Chem. Int. Ed.*, 2015, **54**, 14159-14163.
16. M. Yamashita, Y. Suzuki, Y. Segawa and K. Nozaki, *Chem. Lett.*, 2008, **37**, 802-803.
17. M. S. Cheung, T. B. Marder and Z. Y. Lin, *Organometallics*, 2011, **30**, 3018-3028.
18. Y. Okuno, M. Yamashita and K. Nozaki, *Angew. Chem. Int. Ed.*, 2011, **50**, 920-923.
19. B. Wang, Y. Li, R. Ganguly, H. Hirao and R. Kinjo, *Nature Commun.*, 2016, **7**, 11871.
20. W. Lu, H. Hu, Y. Li, R. Ganguly and R. Kinjo, *J. Am. Chem. Soc.*, 2016, **138**, 6650-6661.
21. H. Braunschweig, C.-W. Chiu, K. Radacki and T. Kupfer, *Angew. Chem. Int. Ed.*, 2010, **49**, 2041-2044.
22. H. Braunschweig, M. Burzler, R. D. Dewhurst and K. Radacki, *Angew. Chem. Int. Ed.*, 2008, **47**, 5650-5653.
23. H. Braunschweig, R. D. Dewhurst, L. Pentecost, K. Radacki, A. Vargas and Q. Ye, *Angew. Chem. Int. Ed.*, 2016, **55**, 436-440.
24. R. Kinjo, B. Donnadiou, M. A. Celik, G. Frenking and G. Bertrand, *Science*, 2011, **333**, 610-613.
25. D. A. Ruiz, M. Melaimi and G. Bertrand, *Chem. Commun.*, 2014, **50**, 7837-7839.
26. L. Kong, Y. Li, R. Ganguly, D. Vidovic and R. Kinjo, *Angew. Chem. Int. Ed.*, 2014, **53**, 9280-9283.
27. L. Kong, R. Ganguly, Y. Li and R. Kinjo, *Chem. Sci.*, 2015, **6**, 2893-2902.
28. D. Wu, L. Kong, Y. Li, R. Ganguly and R. Kinjo, *Nature Commun.*, 2015, **6**, 7340.
29. T. Imamoto and T. Hikosaka, *J. Org. Chem.*, 1994, **59**, 6753-6759.
30. L. Kong, W. Lu, L. Yongxin, R. Ganguly and R. Kinjo, *Inorg. Chem.*, 2017, **56**, 5586-5593.
31. J. Monot, A. Solovyev, H. Bonin-Dubarle, E. Derat, D. P. Curran, M. Robert, L. Fensterbank, M. Malacria and E. Lacôte, *Angew. Chem. Int. Ed.*, 2010, **49**, 9166-9169.
32. D. A. Ruiz, G. Ung, M. Melaimi and G. Bertrand, *Angew. Chem. Int. Ed.*, 2013, **52**, 7590-7592.
33. E. Bernhardt, V. Bernhardt-Pitchougina, H. Willner and N. V. Ignatiev, *Angew. Chem. Int. Ed.*, 2011, **50**, 12085-12088.
34. J. Landmann, J. A. P. Sprenger, R. Bertermann, N. Ignat'iv, V. Bernhardt-Pitchougina, E. Bernhardt, H. Willner and M. Finze, *Chem. Commun.*, 2015, **51**, 4989-4992.

35. J. Landmann, F. Keppner, D. B. Hofmann, J. A. P. Sprenger, M. Häring, S. H. Zottnick, K. Müller-Buschbaum, N. V. Ignat'ev and M. Finze, *Angew. Chem. Int. Ed.*, 2017, **56**, 2795–2799.
36. J. Landmann, P. T. Hennig, N. V. Ignat'ev and M. Finze, *Chem. Sci.*, 2017, **8**, 5962-5968.
37. (a) A. F. Pécharman, A. L. Colebatch, M. S. Hill, C. L. McMullin, M. F. Mahon and C. Weetman, *Nature Commun.*, 2017, **8**, 15022; For recent reviews of the chemistry of diboron(4) compounds and transition metal-free diboration reactions, see; (b) E. C. Neeve, S. J. Geier, I. A. I. Mkhalid, S. A. Westcott and T.B. Marder, *Chem. Rev.*, 2016, **116**, 9091-9161; (c) A. B. Cuenca, R. Shishido, H. Ito and E. Fernández, *Chem. Soc. Rev.*, 2017, **46**, 415-430.
38. (a) M. Gao, S. B. Thorpe and W. L. Santos, *Org. Lett.* 2009, **11**, 3478; (b) S. B. Thorpe, X. Guo and W. L. Santos, *Chem. Commun.* 2011, **47**, 424; (c) M. Gao, S.B. Thorpe, C. Kleeberg, C. Sleboznick, T.B. Marder, and W. Santos, *J. Org. Chem.*, 2011, **76**, 3997-4007.
39. (a) H. Gulyas, A. Bonet, C. Pubill-Ulldemolins, C. Sole, J. Cid and E. Fernandez, *Pure Appl. Chem.*, 2012, **84**, 2219-2231; (b) J. Cid, H. Gulyas, J. J. Carbo and E. Fernandez, *Chem. Soc. Rev.*, 2012, **41**, 3558-3570.
40. R. D. Dewhurst, E. C. Neeve, H. Braunschweig and T. B. Marder, *Chem. Commun.*, 2015, **51**, 9594-9607.
41. M. S. Hill, M. F. Mahon, C. L. McMullin, A.-F. Pecharman, *Angew. Chem. Int. Ed.*, 2017, **56**, 16363–16366.
42. S. J. Bonyhady, C. Jones, S. Nembenna, A. Stasch, A. J. Edwards and G. J. McIntyre, *Chem. Eur. J.*, 2010, **16**, 938-955.
43. M. S. Hill, D. J. Liptrot and C. Weetman, *Chem. Soc. Rev.*, 2016, **45**, 972-988.
44. S. Pietsch, E. C. Neeve, D. C. Apperley, R. Bertermann, F. Y. Mo, D. Qiu, M. S. Cheung, L. Dang, J. B. Wang, U. Radius, Z. Y. Lin, C. Kleeberg and T. B. Marder, *Chem. Eur. J.*, 2015, **21**, 7082-7098.
45. M. Arrowsmith, H. Braunschweig and T. E. Stennett, *Angew. Chem. Int. Ed.*, 2017, **56**, 96-115.
46. K. Nozaki, Y. Aramaki, M. Yamashita, S. H. Ueng, M. Malacria, E. Lacote and D. P. Curran, *J. Am. Chem. Soc.*, 2010, **132**, 11449-11451.
47. Y. Hayashi, Y. Segawa, M. Yamashita and K. Nozaki, *Chem. Commun.*, 2011, **47**, 5888-5890.
48. G. Linti, D. Loderer, H. Nöth, K. Polborn and W. Rattay, *Chem. Ber.*, 1994, **127**, 1909-1922.

For Table of Contents:

