



Citation for published version:

Sami, M, Quattrone, D, Ferraro, L, Tripoli, G, Cascia, EL, Gayer-Anderson, C, Selten, J-P, Arango, C, Bernardo, M, Tarricone, I, Tortelli, A, Gatto, G, Del Peschio, S, Del-Ben, CM, Rutten, BP, Jones, PB, van Os, J, de Haan, L, Morgan, C, Lewis, C, Bhattacharyya, S, Freeman, TP, Lynskey, M, Murray, RM & Forti, MD 2021, 'Association of extent of cannabis use and psychotic like intoxication experiences in a multi-national sample of first episode psychosis patients and controls', *Psychological Medicine*, vol. 51, no. 12, pp. 2074 - 2082.
<https://doi.org/10.1017/S0033291720000847>

DOI:

[10.1017/S0033291720000847](https://doi.org/10.1017/S0033291720000847)

Publication date:

2021

Document Version

Peer reviewed version

[Link to publication](#)

This article has been published in *Psychological Medicine*. <https://doi.org/10.1017/S0033291720000847> This version is free to view and download for private research and study only. Not for re-distribution, re-sale or use in derivative works. © The Authors, 2020.

University of Bath

Alternative formats

If you require this document in an alternative format, please contact:
openaccess@bath.ac.uk

General rights

Copyright and moral rights for the publications made accessible in the public portal are retained by the authors and/or other copyright owners and it is a condition of accessing publications that users recognise and abide by the legal requirements associated with these rights.

Take down policy

If you believe that this document breaches copyright please contact us providing details, and we will remove access to the work immediately and investigate your claim.

Word count 3617 words

Tables: 2

Figures: 2

- Title Page -

**Association of extent of cannabis use and psychotic like
intoxication experiences in a multi-national sample of First
Episode Psychosis patients and controls**

Running Title:

Cannabis Intoxication in First Episode Psychosis

Authors:

Musa Sami MRCP, MRCPsych¹, Diego Quattrone MD², Laura Ferraro PhD³, Giada Tripoli MSc¹, Erika La Cascia PhD³, Charlotte Gayer-Anderson PhD⁴, Jean-Paul Selten MD, PhD^{5,6}, Celso Arango MD, PhD⁷, Miguel Bernardo MD, PhD⁸, Ilaria Tarricone MD, PhD⁹, Andrea Tortelli MD, PhD¹⁰, Giusy Gatto PhD⁹, Simona del Peschio PhD⁹, Cristina Marta Del-Ben MD, PhD¹¹, Bart P. Rutten MD, PhD⁶, Peter B. Jones MD, PhD^{12,13}, Jim van Os MD, PhD^{1,6,14}, Lieuwe de Haan MD, PhD¹⁵, Craig Morgan MD, PhD⁴, Cathryn Lewis PhD², Sagnik Bhattacharyya MD, PhD¹, Tom P Freeman PhD^{16,17}, Michael Lynskey PhD¹⁷, Robin M. Murray MD, FRS, Dsc¹, Marta Di Forti MD, PhD²

¹ Department of Psychosis Studies, Institute of Psychiatry, King's College London, De Crespigny Park, Denmark Hill, London, United Kingdom SE5 8AF

² Social, Genetic and Developmental Psychiatry Centre, Institute of Psychiatry, Psychology and Neuroscience, King's College London, London, United Kingdom, SE5 8AF

³ Department of Experimental Biomedicine and Clinical Neuroscience, University of Palermo, Via G. La Loggia 1, 90129 Palermo, Italy

⁴ Department of Health Service and Population Research, Institute of Psychiatry, King's College London, De Crespigny Park, Denmark Hill, London, United Kingdom, SE5 8AF

⁵ Rivierduinen Institute for Mental Health Care, Sandifortdreef 19, 2333 ZZ Leiden, The Netherlands

⁶ Department of Psychiatry and Neuropsychology, School for Mental Health and Neuroscience, South Limburg Mental Health Research and Teaching Network, Maastricht University Medical Centre, P.O. Box 616, 6200 MD Maastricht, The Netherlands

⁷ Department of Child and Adolescent Psychiatry, Hospital General Universitario Gregorio Marañón, School of Medicine, Universidad Complutense, IiSGM (CIBERSAM), C/Doctor Esquerdo 46, 28007 Madrid, Spain

⁸ Barcelona Clinic Schizophrenia Unit, Neuroscience Institute, Hospital clinic, Department of Medicine, University of Barcelona, IDIBAPS, CIBERSAM, Barcelona, Spain

⁹ Department of Medical and Surgical Science, Psychiatry Unit, Alma Mater Studiorum Università di Bologna, Viale Pepoli 5, 40126 Bologna, Italy

¹⁰ Etablissement Public de Santé Maison Blanche, Paris, 75020, France

¹¹ Division of Psychiatry, Department of Neuroscience and Behaviour, Ribeirão Preto Medical School, University of São Paulo, São Paulo, Brazil

¹² Department of Psychiatry, University of Cambridge, Herchel Smith Building for Brain & Mind Sciences, Forvie Site, Robinson Way, Cambridge, CB2 0SZ, United Kingdom

¹³ CAMEO Early Intervention Service, Cambridgeshire & Peterborough NHS Foundation Trust, Cambridge, CB21 5EF, UK

¹⁴ Brain Centre Rudolf Magnus, Utrecht University Medical Centre, Utrecht, The Netherlands

¹⁵ Department of Psychiatry, Early Psychosis Section, Academic Medical Centre, University of Amsterdam, Meibergdreef 5, 1105 AZ Amsterdam, The Netherlands

¹⁶ Addicton and Mental Health Group (AIM), Department of Psychology,

University of Bath, BA2 7AY

¹⁷ National Addiction Centre, Institute of Psychiatry, Psychology & Neuroscience, King's College London, 4 Windsor Walk, London SE5 8BB, UK

Collaborators: Ulrich Reininghaus, Kathryn Hubbard, Stephanie Beards, Simona A. Stilo, □ Antonio Lasalvia, Caitlin Turner, Pierre-Michel Llorca, Julio Bobes, Miguel Bernardo, Julio Sanjuán, Jose Luis Santos, Manuel Arrojo, Mara Parellada, Pedro Cuadrado, José Juan Rodríguez Solano, Angel Carracedo, Enrique García Bernardo, Eva Velthorst, Laura Roldán, Gonzalo López, Bibiana Cabrera, Esther □ Lorente-Rovira, Paz Garcia-Portilla, Javier Costas, Estela Jiménez-López, Mario Matteis, Marta □ Rapado, Emiliano González, Covadonga Martínez, Emilio Sánchez, Ma Soledad Olmeda, Nathalie □ Franke, Fabian Termorshuizen, Daniella van Dam, Elsje van der Ven, □ Elles Messchaart, Marion Leboyer, Franck Schürhoff, Stéphane Jamain, Flora □ Frijda, Grégoire Baudin, Aziz Ferchiou, Baptiste Pignon, Jean-Romain Richard, □ Thomas Charpeaud, Anne-Marie Tronche, □ Giovanna Marrasso, Lucia Sideli, Crocettarachele Sartorio, Fabio Seminerio, □ Camila Marcelino Loureiro, Rosana Shuhama, Mirella Ruggeri, Sarah Tosato, Chiara □ Bonetto, Doriana Cristofalo □

Corresponding Author:

Dr Musa Sami MRCP, MRCPsych

Department of Psychosis Studies

Institute of Psychiatry Psychology and Neuroscience

De Crespigny Park,

London SE5 8AF

Email musa.sami@kcl.ac.uk

Abstract:

Aims: First Episode Psychosis (FEP) patients who use cannabis experience more frequent psychotic and euphoric intoxication experiences compared to controls. It is not clear whether this is consequent to patients being more vulnerable to the effects of cannabis use or to their heavier pattern of use. We aimed to determine whether extent of use predicted psychotic-like and euphoric intoxication experiences in FEP patients and controls and whether this differs between groups.

Methods: We analysed data on lifetime cannabis using patients (n=655) and controls (n=654) across 15 sites from six countries in the EU-GEI study (2010-2015). We used multiple regression to model predictors of cannabis-induced experiences and to determine if there was an interaction between caseness and extent of use.

Results: Caseness, frequency of cannabis use and money spent on cannabis predicted psychotic-like and euphoric experiences, independent of other experiences ($p \leq 0.001$). For psychotic-like experiences there was a significant interaction for caseness x frequency of use ($p < 0.001$) and caseness x money spent on cannabis ($p = 0.001$) such that FEP patients had increased experiences at increased levels of use compared to controls. There was no similar significant interaction for euphoric experiences ($p > 0.5$).

Conclusions and Relevance: FEP patients are particularly sensitive to increased psychotic-like, but not euphoric experiences, at higher frequency and amount of cannabis use compared to controls. This suggests a specific

psychotomimetic response in patients related particularly to heavy cannabis use.

Keywords: schizophrenia, psychotic-like experiences, psychotomimetic, substance abuse

Association of extent of cannabis use and psychotic like intoxication experiences in a multi-national sample of First Episode Psychosis patients and controls

Introduction

There is consistent evidence supporting an association between cannabis use and later psychosis(1). Further, patterns of cannabis use in first episode psychosis (FEP) patients are greater in terms of quantity, frequency and potency of cannabis used compared to controls from the same population(2,3). There is converging evidence that cannabis is a component cause of psychotic disorder with well-replicated evidence of dose-response effects on psychotic outcomes(3–6).

When discussing psychosis and cannabis use, it is important to differentiate between psychotic-like experiences (PEs) and clinical psychotic disorder. Clinical psychotic disorder is relatively rare whereas PEs are common and self-limiting but can be a harbinger of more serious disorder(7,8). However, the usual instruments for measuring PEs, such as the Peter's Delusions Inventory (PDI) or the Community Assessment of Psychic Experience (CAPE), either do not specifically index drug-induced experiences as part of the intoxication state(9) or specifically exclude them(10,11).

Recreational drugs such as cannabis are used primarily for their immediate psychoactive effects. Factor analytic approaches have clustered cannabis intoxication experiences into psychotic-like experiences (cPLEs) and euphoric experiences (cEEs)(12,13). cPLEs (sometimes called psychotomimetic experiences) are worthy of study in their own right as a model for psychotic

disorder. cPLEs are increased in patients versus controls(14,15); increased in those with schizotypy and those at risk of schizophrenia(13,16,17). cPLEs may predict cessation of use in a non-clinical sample(18) whereas patients with psychotic disorders report using cannabis for affect regulation and socialization, despite awareness that cannabis has a detrimental effect on positive symptoms of psychosis(19).

One study to date has reported that patients experience both cPLEs and cEEs more frequently than controls but this did not take into account increased use in patients(15). Given that both increased rates of cannabis use and increased cannabis experiences are seen in FEP, it is not yet clear how these relate to each other and whether this differs from that of controls. No study to date has examined specifically the relationship between extent of use, cannabis experiences and psychotic disorder.

We therefore studied cannabis experiences in a large international sample of FEP patients and control lifetime cannabis users. We hypothesised that: (a) we would replicate the finding of increased cPLEs and cEEs in FEP patients versus controls; (b) extent of use (as indexed by frequency of use, money spent on cannabis, and potency) would be associated with more frequent cannabis-induced experiences when adjusted for confounders; and (c) this effect would differ between cases and controls: specifically that both cPLEs and cEEs would be more affected by heavy use in FEP patients versus controls. We included THC potency as a proxy of the dose of Δ^9 -tetrahydrocannabinol the primary psychomimetic constituent in cannabis(20).

Methods:

The European network of national networks studying gene environment interactions in schizophrenia (EU-GEI) study is a multi-centre study comprising several work packages(21). Workpackage 2 comprises a 17 centre study across six countries (United Kingdom, Holland, Spain, France, Italy, Brazil) on first episode psychosis. Local Research Ethics Committee approval was obtained from each area.

Sample selection: Patients and controls were recruited between May 2010 and May 2015. Patients were identified by trained EUGEI researchers across the 17 sites and invited by clinical teams to participate. For patients inclusion criteria were: (i) age 18-64; (ii) presentation with First Episode psychosis (ICD-10 F20-33); and (iii) residence within each defined locality. Exclusion Criteria were: (i) organic psychosis (ICD-10: F09); (ii) psychosis due to acute intoxication (ICD-10: F1X.5) and (iii) previous contact with mental health services for psychosis.

Controls were recruited using a quota strategy derived from local demographic data to be representative for age, sex and ethnicity of the population at risk for each site. In order to sample controls in the first instance we undertook random sampling a) from lists of all postal addresses and b) from GP lists from randomly selected surgeries. The EUGEI study aimed to over-sample certain groups (e.g. young men) using direct approaches such as local advertisemenets and leaflets at local shops and community centers. Controls were excluded if they had received a diagnosis or treatment for psychotic disorder.

Further details of the EUGEI study have previously been described(22). For the purpose of this study, analysing cannabis experiences, we only analysed data from participants (both patients and controls) who reported having ever used cannabis (lifetime use).

We did not use data from two centres: Maison-Blanche (France) as this centre did not collect controls and Verona (Italy) as cannabis use data were not complete. We excluded 12 cases (1.8%) who were classified as having non-psychotic illness from the *Diagnosis and Statistical Manual IV* (DSM-IV) Operational Criteria Checklist (OPCRIT) screening of medical records.

Measures:

Demographics: data were collected on age, sex, ethnicity, site, country and years of education.

Cannabis use: A modified version of the Cannabis Experiences Questionnaire was used to collect cannabis use variables and cannabis experiences data(23). This is a researcher administrated measure which collects self-reported data on: age of first use, frequency of use (categories: every day; more than once a week; a few times a month; a few times each year; only once or twice), average money spent in a week (categories: less than €2.50; €2.50-€5.00; €5.00-€10.00, €11.00-€15.00; €16.00-€20.00; and 6 above €20). Since there is geographical variation in type of cannabis used strain data was dichotomised into 'high potency' preparations (THC>10%) and 'low potency'. using published data on the expected concentration of Delta-9-tetrahydrocannabinol (THC) in the different types of cannabis available across the sites(24).

Other drug use: We collected data on number of other drugs used, number of cigarettes smoked per day and units of alcohol consumed daily.

Cannabis Experiences: Frequency of nine intoxication experiences - six cPLEs (feeling fearful; feeling crazy or mad; feeling nervy; feeling suspicious; hearing voices; seeing visions); and three cEEs (feeling happy; understanding the world better; being full of plans or ideas) were rated on a 5 point Likert scale: (0 rarely or never, 1 from time to time, 2 sometimes 3 more often than not, 4 almost always). These experiences were chosen as previous factor analytic approaches in development of the Cannabis Experiences Questionnaire showed that these experiences load significantly onto respective subscales to index psychotic-like experiences and pleasurable effects(16,25).

Statistical Analysis: Scores were obtained for cPLEs and cEEs by simple summation, as previously undertaken(18,23). As there were half as many euphoric experiences items as psychotic like experiences items, the scores for euphoric experiences were doubled rendering a scale of between 0 and 24 for both cPLEs and cEEs. Since such experiences can be conceptualised to index an underlying continuum both cPLEs and cEES were treated as continuous variables.

Extent of use was indexed primarily by frequency of cannabis use and by potency. In further sensitivity analysis we replaced these with money spent on cannabis use and calculated a fourth variable “frequency-potency” where we stratified frequency by use of high or low potency (i.e. categories: every day high potency; every day low potency; more than once a week high potency; more than once a week low potency; a few times a month high potency; a few

times a month low potency; a few times each year high potency; a few times each year low potency; only once or twice high potency; only once or twice low potency). We calculated Pearson's Correlation coefficients to test whether the four extent of use variables were correlated.

Demographics and substance use: We ascertained differences between demographic (age at assessment, sex, ethnicity, years in education, site) and cannabis use parameters (age of first use, frequency of use, money spent per week, potency, duration of use, lifetime and 12 month dependence) and other drug use parameters (cigarettes per day, units of alcohol in a day, and other drugs ever used (excluding cannabis, alcohol, tobacco and caffeine)) using t-tests for continuous variables and chi-squared for categorical variables.

Main Analysis:

We undertook to test the three hypotheses in a regression analyses framework. To test hypothesis (a) that caseness predicts experience: we regressed cannabis experiences (cPLEs and cEEs) as the dependent variables and caseness as the independent variables. To test hypothesis (b) that extent of use predicts experiences: we regressed cannabis experiences as the dependent variables and the extent of use variables as the independent variables. As the extent of use variables we entered frequency of cannabis use, and THC potency into separate models. These two variables (frequency of use and potency) were chosen to primarily index extent of use as they are both related to the extent of cannabis exposure but are distinct behaviours (for example one can use very frequently but at low potency). To test hypothesis (c): that there is an interaction between caseness and extent of use on cannabis experiences: we regressed cannabis experiences as the

dependent variables and caseness and the extent of use variables alongside the interaction of caseness x extent of use. In all models we entered cPLEs as a regressor when the dependent variable was cEEs and cEEs as a regressor when the dependent variable was cPLEs to ensure that the predictors identified for relationships were independent of the other experience.

In sensitivity analyses for hypothesis (b) and (c) we ran the same regressions models using money spent on cannabis use and frequency-potency as the extent of cannabis use variables rather than the frequency or potency variables.

We undertook a further sensitivity analysis to adjust for confounders.

Psychotic like experiences may be explained by a number of putative other confounders other than caseness or extent of use. We hence adjusted for firstly demographic variables (age, sex, ethnicity) in secondary models and further to this substance misuse confounders in tertiary models (number of other drugs used, tobacco use and alcohol use) as other substance misuse may arguably be related to cannabis induced experiences to see if interaction effects survived putative confounders.

cPLEs and cEEs demonstrated positive skew (cEEs 0.612, cPLEs 2.231).

Because of violations of homoscedasticity in regression models we undertook all analyses using the robust regression option in STATA. For the purpose of estimation of 95% Confidence Intervals in figures (see Figure 1 &2) we applied bootstrapping to inferential tests using 1000 samples and bias corrected and accelerated confidence intervals.

Missing data: Missing data rates are shown in Supplementary Table 4. cPLEs were available for 598/655 (91.3%) cases and 615/654 (94.0%) controls whereas cEEs scores were available for 602/655 (91.9%) cases and 616/654 (94.2%) controls. To ensure that results were not the result of systematic missing data, missing data was imputed using imputation analysis with chained equations(26) for cPLEs and and cEEs as outcome variables, independent and auxillary variables. 29 variables were included in the imputation model, including cannabis use variables (age of first use, social use, frequency, money spent, diagnosis of misuse), other drug use variables (tobacco use, alcohol use, number of other drugs used), and demographic variables (sex, age, ethnicity, site, psychosis diagnosis). Fifty datasets were imputed with 10 cycles.

Regression and main analyses were run using the imputed dataset to account for missing data. Exploratory pairwise correlation between the extent of use variables was undertaken listwise since pairwise correlation is not available using the *mi estimate* command in STATA. Data was analysed using STATA version 15.

Results

Data were available for 1035 cases patients and 1382 controls. 655 cases (63.3% of all cases) and 654 controls (47.3% of all controls) reported ever use of cannabis and data analysis was restricted to them.

Baseline demographics:

Cases were significantly more likely than controls to be male, younger and have had fewer years of education (see Table 1a). As expected, cases were more likely to have started using cannabis younger, more likely to have used more frequently, to have used more other drugs, and smoked more cigarettes per day (see Table 1b). Detailed diagnostic, ethnicity and site data are presented in Supplementary Tables 1-3.

Extent of use:

As expected the variables indexing extent of use were significantly correlated. This was true for both the primary extent of use variables (frequency, potency) and secondary extent of use variables (money spent, frequency-potency). Frequency of use weakly correlated with dichotomised potency ($r=0.121$, $p=0.001$). Frequency of use strongly correlated with with money spent on cannabis per week ($r=0.703$, $p<0.001$) and frequency-potency ($r=0.888$, $p<0.001$) whereas potency moderately correlated with money spent on cannabis ($r=0.211$, $p<0.001$) and frequency-potency ($r=0.38$, $p<0.001$). Potency-frequency strongly correlated with money spent ($p=0.727$, $p<0.001$).

Caseness by frequency of use on cPLEs and cEEs (hypothesis a):

As hypothesised caseness predicted cPLEs independent of cEEs ($b=0.826$, $t=7.86$, $p<0.001$) and predicted cEEs independent of cPLEs ($b=0.840$, $t=4.40$, $p<0.001$) such that patients had both more frequent psychotic-like and euphoric experiences than controls.

Extent of use as a predictor of cPLEs and cEEs (hypothesis b):

As hypothesised extent of use predicted cPLEs independent of cEEs whether the extent of use variable was frequency of use ($b=0.502$, $t=6.18$, $p<0.001$), or

potency ($b=0.543$, $t=2.36$, $p=0.019$) such that increased extent of use predicted increased psychotic-like experiences.

Similarly frequency of use predicted cEEs independent of cPLEs ($b=2.17$, $t=21.46$, $p<0.001$) but this was not the case with potency ($b=0.210$, $t=0.55$, $p=0.58$).

Interaction Effects (hypothesis c):

Model parameters for caseness by extent of use and their interaction on predicting cannabis psychotic-like experiences can be seen in Table 2 and caseness x extent of use scores for mean experiences are shown in Figure 1 and 2.

Caseness x frequency of use on cPLEs:

There was a significant caseness effect ($b=1.354$, $t=6.20$, $p=0.001$); a significant effect for increased frequency of cannabis use ($b=0.794$, $t=4.74$, $p<0.001$); and a significant interaction between group and frequency such that increasing frequency was associated with increased difference in cPLEs between cases and controls ($b=0.229$, $t=3.49$, $p=0.001$).

Caseness x potency on cPLEs:

There was no significant effect of caseness ($p=0.676$); but an effect for potency such that increased potency was associated with increased cPLEs ($b=1.241$, $t=2.28$, $p=0.023$); and a significant interaction for caseness by potency ($b=0.438$, $t=2.04$, $p=0.042$).

Caseness x extent of use variables on cEEs:

There was evidence for increased euphoric experiences as cannabis use increased frequency ($b=2.152$, $t=9.44$, $p<0.001$) but not for potency ($p=0.935$).

There was no significant interaction for either frequency or potency of cannabis use x caseness for cEEs as the dependent variable.

Sensitivity analysis (hypothesis b):

For cPLEs results were the same when extent of use was indexed by money spent on cannabis per week ($b=0.397$, $t=6.17$, $p<0.001$) and potency by frequency ($b=-0.412$, $t=6.15$, $p<0.001$) such that both variables predicted increased psychotic-like experiences. Similarly for cEEs increased money spent on cannabis predicted cEEs independent of cPLEs ($b=1.24$, $t=13.64$, $p<0.001$), as did potency-frequency ($b=1.38$, $t=14.38$, $p<0.001$).

Sensitivity analysis (hypothesis c):

Caseness x money spent on cPLEs: There was no significant effect of caseness ($p=0.112$); but there was a significant effect for money spent such that cPLEs increased with more money spent ($b=0.591$, $t=4.56$, $p=0.001$); and a significant interaction between caseness and money spent such that more money spent was associated with increased difference in cPLEs between cases and controls ($b=0.177$, $t=3.29$, $p=0.001$).

Caseness x frequency-potency on cPLEs: There was no significant effect of caseness ($p=0.906$); but there was a significant effect for frequency-potency such that cPLEs increased with increasing use ($b=0.581$, $t=4.09$, $p<0.001$); and an interaction between frequency-potency and caseness ($b=0.162$, $t=2.78$, $p=0.006$) such that increasing frequency-potency was associated with increased difference in cPLEs between cases and controls.

Caseness x extent of use variables on cEEs: There was evidence for increased euphoric experiences as cannabis use increased for money spent ($b=1.109$, $t=5.75$, $p<0.001$) and frequency-potency ($b=1.302$, $t=6.33$,

$p < 0.001$). There was no significant interaction for any of the extent of use variables x caseness for cEEs as the dependent variable.

Sensitivity analysis: Adjustment for demographic and substance use covariates:

In secondary models we adjusted models for cPLEs as the dependent variables for demographic covariates: the interaction terms remained significant for caseness x frequency of use ($b=0.207$, $t=3.19$, $p=0.001$); caseness x money spent on cannabis ($b=0.163$, $t=3.07$, $p=0.002$); caseness x potency ($b=0.446$, $t=2.08$, $p=0.038$); and caseness x potency-frequency ($b=0.43$, $t=2.48$, $p=0.013$). In tertiary models we additionally adjusted for substance misuse covariates: the interaction terms remained significant for caseness x frequency of use ($b=0.208$, $t=3.23$, $p=0.001$) and caseness x money spent on cannabis ($b=0.176$, $t=3.30$, $p=0.001$); caseness x potency ($b=0.441$, $t=2.08$, $p=0.038$); and caseness x potency-frequency ($b=0.145$, $t=2.52$, $p=0.012$). We conclude that the caseness x extent of use interaction for increased cPLEs for patients versus controls is robust to a number of demographic and substance use confounders.

Discussion:

To our knowledge, this represents the largest case-control study with extensive cannabis data in First Episode Psychosis ever undertaken. We (a) replicate the finding that cannabis intoxication experiences are more frequent in patients compared to controls; (b) show that extent of use as indexed by frequency of use and money spent on cannabis per week predict these experiences and (c) show that there is an interaction between caseness x

frequency and caseness x money spent and caseness x frequency-potency such that increasing levels of use are associated with more frequent psychotic-like experiences (but not euphoric experiences) in patients compared with controls.

Importantly, these findings indicate that cannabis related experiences change as a function of extent of use. The Cannabis Experiences Questionnaire provides a measure of experiences as a proportion of total cannabis use, rather than a simple count of total experiences. A maximal score for cPLEs indicates that all six psychotic like experiences were experienced every time cannabis was used whereas a minimal score indicates that these experiences were never or rarely experienced, irrespective of total number of times used. Hence higher scores indicate that the experience changes rather than simply indicating an increased total number of experiences due to increased number of times that cannabis is used.

This study extends previous work(15) by showing that extent of use is a key predictor of psychotic-like experiences and that FEP patients and controls have divergent experiences with increasing extent of use. Interestingly, the same relationship does not hold for euphoric experiences as cEEs scores, when stratified by extent of use, are well-matched between cases and controls. This suggests that specific mechanisms underlie the cannabis-related increases of psychotic-like experiences which may be related to genetic predisposition and may further support a GxE interaction as has been demonstrated on cannabis use with the risk of schizophrenia spectrum disorder(27). One putative mechanism to be examined is that variation in the DRD2 and possibly AKT1 genes may render cases more likely to develop

postsynaptic supersensitivity(28,29). Further work is needed to identify the specific genetic mechanisms which interact with increased extent of use.

Strengths and Limitations:

The particular strengths of this study are (i) the sample size and (ii) the international sample. The limitations include: (i) the cross-sectional design, (ii) the use of self report measures and (iii) the lack of laboratory tests of potency.

The cross-sectional design precludes interpretation about temporal sequence of associations, which means it is difficult to disentangle whether extent of use causes enhanced experience or vice-versa. Euphoric experiences (cEEs) are likely to drive use whereas this is not the case for psychotic-like experiences (cPLEs) which have previously been shown to be associated with subsequent discontinuing use(18,30). Furthermore in the case of cPLEs we included cEEs as a covariate in the model to regress out the association with euphoria. This may tentatively suggest a role for sensitisation to increasing levels of cannabis use for cPLEs in FEP.

Both exposure and outcome measures were based on self-report. There are limited methods to determine extent of use over a longer period. Hair samples can provide an estimate of use over three months, but have been shown to be unreliable in a major observational study(31). Moreover, self-report (but not hair) measures of cannabis use were found to predict acute psychotomimetic responses to cannabis(32). Additionally, self-reported data on cannabis potency is associated with its concentration of THC measured in the laboratory(33) The outcome measures, although self-reported, were based on a considerable body of work validating cannabis experiences in non-clinical,

although not in clinical populations(12,23). Another limitation is that the psychotic-like experiences were rated retrospectively rather than as state measures (e.g. in an experimental design administering THC).

On the other hand, a strength of utilising retrospective self-report measures is that these are the experiences patients report to their clinicians during routine consultations. There were several differences between cases and controls, but the results persisted after adjusting for a wide variety of confounders. Perhaps most importantly cEEs were the same between patients and controls when accounted for extent of use: this indicates differences in cPLEs between FEP and controls to be specific to intrinsic biological differences between groups rather than to other confounders.

Clinical implications:

We consider this study to have a number of important findings in the clinical context. Although easily elicitable, clinicians do not routinely inquire about cPLEs in the clinical context. Our study suggests there are important differences between FEP patients and controls. Firstly our study adds to previous work(15), that patients experience cPLEs more frequently than controls. Secondly our work indicates that reduced extent of use is associated with decreased cPLEs. This is in line with evidence suggesting that FEP who continue to use cannabis, especially daily high potency experience more relapses and worse clinical outcome than those who stop after illness onset(5). Thirdly we show that FEP patients are unlikely to derive greater euphoric effects compared to controls at increased levels of use, despite more frequent psychotic-like effects. This suggests that patients and particularly those with profound cPLEs should be encouraged to reduce amount and

frequency of intake; be advised that for high-potency cannabis there is limited evidence of added euphoric effect.

Taken together we have shown that extent of cannabis use is associated with enhanced psychotic-like but not euphoric experiences in First Episode Psychosis patients compared to controls. Further research should aim to determine the biological mechanism underpinning differences between patients and controls.

Conflicts of Interest:

The authors have no conflicts of interest to declare in relation to the work presented in this paper. □

Funding:

This work was supported by the European Community's Seventh Framework Programme under □ grant agreement No. HEALTH-F2-2010-241909 (Project EU-GEI). The Brazilian study was funded □ by the São Paulo Research Foundation under grant number 2012/0417-0. Dr Marta Di Forti is funded by the MRC not involved in design and conduct of the study; collection, management, analysis and interpretation □ of the data; preparation, review or approval of the manuscript, and decision to submit the manuscript □ for publication. Dr Sami is supported by a Medical Research Council Clinical Research Training Fellowship (MR/P001408/1). Dr Freeman was supported by a Senior Academic Fellowship from the Society for the Study of Addiction. □

Dr Marta Di Forti and Dr Musa Sami had full access to all the data in the study and take responsibility for the integrity □ of the data and the accuracy of the data analyses. □

References:

1. Myles H, Myles N, Large M. Cannabis use in first episode psychosis: Meta-analysis of prevalence, and the time course of initiation and continued use. *Aust N Z J Psychiatry*. 2015;50(3):208–19.
2. Di Forti M, Marconi A, Carra E, Fraitetta S, Trotta A, Bonomo M, et al. Proportion of patients in south London with first-episode psychosis attributable to use of high potency cannabis: A case-control study. *The Lancet Psychiatry*. 2015;2(3):233–8.
3. Marconi A, Di Forti M, Lewis CM, Murray RM, Vassos E. Meta-analysis of the Association Between the Level of Cannabis Use and Risk of Psychosis. *Schizophr Bull*. 2016;42(5):1262–9.
4. Murray RM, Di Forti M. Cannabis and psychosis: What degree of proof do we require? *Biol Psychiatry [Internet]*. Elsevier; 2016;79(7):514–5. Available from: <http://dx.doi.org/10.1016/j.biopsych.2016.02.005>
5. Schoeler T, Petros N, Di Forti M, Klamerus E, Foglia E, Ajnakina O, et al. Effects of continuation, frequency and type of cannabis use on relapse in the first two years following onset of psychosis - an observational study. *Lancet Psychiatry [Internet]*. The Author(s). Published by Elsevier Ltd. This is an Open Access article under the CC BY license; 2016;366(16):1–7. Available from: [http://dx.doi.org/10.1016/S2215-0366\(16\)30188-2](http://dx.doi.org/10.1016/S2215-0366(16)30188-2)
6. Moore THM, Zammit S, Lingford-Hughes A, Barnes TRE, Jones PB, Burke M, et al. Cannabis use and risk of psychotic or affective mental health outcomes: A systematic review. *Lancet [Internet]*. 2007;370:319–28. Available from: <http://www.ncbi.nlm.nih.gov/pubmed/17662880>
7. Werbeloff N, Drukker M, Dohrenwend BP, Levav I, Yoffe R, Van Os J,

- et al. Self-reported attenuated psychotic symptoms as forerunners of severe mental disorders later in life. *Arch Gen Psychiatry*. 2012;69(5):467–75.
8. van Os J, Linscott RJ, Myin-Germeys I, Delespaul P, Krabbendam L. A systematic review and meta-analysis of the psychosis continuum: evidence for a psychosis proneness-persistence-impairment model of psychotic disorder. *Psychol Med [Internet]*. 2009;39(2):179–95. Available from: <http://www.ncbi.nlm.nih.gov/pubmed/18606047>
 9. Stefanis NC, Hanssen M, Smirnis NK, Avramopoulos DA, Evdokimidis IK, Stefanis CN, et al. Evidence that three dimensions of psychosis have a distribution in the general population. *Psychol Med*. 2002;32(2):347–58.
 10. Peters ER, Joseph SA, Garety PA. Measurement of delusional ideation in the normal population: Introducing the PDI (Peters et al. Delusions Inventory). *Schizophr Bull*. 1999;25(3):553–76.
 11. Peters E, Joseph S, Day S, Garety P. Measuring delusional ideation: The 21-item Peters et al. Delusions Inventory (PDI). *Schizophr Bull*. 2004;30(4):1005–22.
 12. Quinn CA, Wilson H, Cockshaw W, Barkus E, Hides L. Development and validation of the cannabis experiences questionnaire - Intoxication effects checklist (CEQ-I) short form. *Schizophrenia Research*. 2016;
 13. Barkus EJ, Stirling J, Hopkins RS, Lewis S. Cannabis-induced psychosis-like experiences are associated with high schizotypy. *Psychopathology [Internet]*. 2006;39(4):175–8. Available from: http://www.ncbi.nlm.nih.gov/entrez/query.fcgi?cmd=Retrieve&db=PubMed&dopt=Citation&list_uids=16636640
 14. D'Souza DC, Abi-Saab WM, Madonick S, Forselius-Bielen K, Doersch

- A, Braley G, et al. Delta-9-tetrahydrocannabinol effects in schizophrenia: Implications for cognition, psychosis, and addiction. *Biol Psychiatry*. 2005;57:594–608.
15. Bianconi F, Bonomo M, Marconi A, Kolliakou A, Stilo SA, Iyegbe C, et al. Differences in cannabis-related experiences between patients with a first episode of psychosis and controls. *Psychol Med*. 2016;(46):995–1003.
 16. Stirling J, Barkus EJ, Nabosi L, Irshad S, Roemer G, Schreudergoidheijt B, et al. Cannabis-induced psychotic-like experiences are predicted by high schizotypy: Confirmation of preliminary results in a large cohort. *Psychopathology*. 2008;41(6):371–8.
 17. Vadhan NP, Corcoran CM, Bedi G, Keilp JG, Haney M. Acute effects of smoked marijuana in marijuana smokers at clinical high-risk for psychosis: A preliminary study. *Psychiatry Res*. 2017;257:372–4.
 18. Sami M, Notley C, Kouimtsidis C, Lynskey M, Bhattacharyya S. Psychotic-like experiences with cannabis use predict cannabis cessation and desire to quit: a cannabis discontinuation hypothesis. *Psychol Med [Internet]*. 2018;1–10. Available from: https://www.cambridge.org/core/product/identifier/S0033291718000569/type/journal_article
 19. Dekker N, Linszen DH, De Haan L. Reasons for cannabis use and effects of cannabis use as reported by patients with psychotic disorders. *Psychopathology*. 2009. p. 350–60.
 20. Morrison PD, Zois V, McKeown DA, Lee TD, Holt DW, Powell JF, et al. The acute effects of synthetic intravenous Delta9-tetrahydrocannabinol on psychosis, mood and cognitive functioning. *Psychol Med [Internet]*. 2009;39(10):1607–16. Available from:

<http://www.ncbi.nlm.nih.gov/pubmed/19335936>

21. Van Os J, Rutten BP, Myin-Germeys I, Delespaul P, Viechtbauer W, Van Zelst C, et al. Identifying gene-environment interactions in schizophrenia: Contemporary challenges for integrated, large-scale investigations. *Schizophr Bull.* 2014;40(4):729–36.
22. Jongsma HE, Gayer-Anderson C, Lasalvia A, Quattrone D, Mule A, Szöke A, et al. Treated Incidence of Psychotic Disorders in the Multinational EU-GEI Study. 2018;1–11.
23. Barkus EJ, Stirling J, Hopkins RS, Lewis S. Cannabis-induced psychosis-like experiences are associated with high schizotypy. *Psychopathology.* 2006;39(4):175–8.
24. Di Forti M, Quattrone D, Freeman TP, Tripoli G, Gayer-Anderson C, Quigley H, et al. The contribution of cannabis use to variation in the incidence of psychotic disorder across Europe (EU-GEI): a multicentre case-control study. *The Lancet Psychiatry.* 2019;6(5):427–36.
25. Barkus E, Lewis S. Schizotypy and psychosis-like experiences from recreational cannabis in a non-clinical sample. *Psychol Med.* 2008;38(9):1267–76.
26. Azur MJ, Stuart EA, Frangakis C, Leaf PJ. Multiple Imputation by Chained Equations - What is it, and how does it work. *Int J Methods Psychiatr Res.* 2012;20(1):40–9.
27. Guloksuz S, Pries LK, Delespaul P, Kenis G, Luykx JJ, Lin BD, et al. Examining the independent and joint effects of molecular genetic liability and environmental exposures in schizophrenia: results from the EUGEI study. *World Psychiatry.* 2019;18(2):173–82.
28. Colizzi M, Iyegbe C, Powell J, Blasi G, Bertolino A, Murray RM, et al. Interaction between DRD2 and AKT1 genetic variations on risk of

- psychosis in cannabis users: a case–control study. *npj Schizophr* [Internet]. 2015;1(1):15025. Available from: <http://www.nature.com/articles/npjSchz201525>
29. Morgan CJA, Freeman TP, Powell J, Curran H V. AKT1 genotype moderates the acute psychotomimetic effects of naturalistically smoked cannabis in young cannabis smokers. *Transl Psychiatry* [Internet]. 2016;6(2):1–6. Available from: <http://dx.doi.org/10.1038/tp.2015.219>
 30. Valmaggia LR, Day FL, Jones C, Bissoli S, Pugh C, Hall D, et al. Cannabis use and transition to psychosis in people at ultra-high risk. *Psychol Med* [Internet]. 2014;44(12):2503–12. Available from: <http://www.ncbi.nlm.nih.gov/pubmed/25055169>
 31. Taylor M, Sullivan J, Ring SM, Macleod J, Hickman M. Assessment of rates of recanting and hair testing as a biological measure of drug use in a general population sample of young people. *Addiction*. 2017;112(3):477–85.
 32. Curran HV, Hindocha C, Morgan CJA, Shaban N, Das RK, Freeman TP. Which biological and self-report measures of cannabis use predict cannabis dependency and acute psychotic-like effects? *Psychol Med* [Internet]. 2018; Available from: <http://doi.org/10.1017/S003329171800226X>
 33. Freeman TP, Morgan CJA, Hindocha C, Schafer G, Das RK, Curran HV. Just say “know”: how do cannabinoid concentrations influence users’ estimates of cannabis potency and the amount they roll in joints? *Addiction*. 2014;109(10):1686–94.

Table 1a: Baseline characteristics between cases and controls

	Case	Controls	p-Value
Male	475 (72.5%)	355 (54.3%)	<0.001
<i>Missing</i>	<i>nil</i>	<i>nil</i>	
White	415 (63.6%)	547 (83.8%)	<0.001
<i>Missing</i>	<i>nil</i>	1 (0.2%)	
Age at first contact (x□)	28.07		
<i>Missing</i>	<i>nil</i>		
Age at assessment (x□)	28.51	34.30	<0.001
<i>Missing</i>	<i>nil</i>	1 (0.2%)	
Years in Education	13.31	15.69	<0.001
<i>Missing*</i>	12 (1.8%)	2 (0.3%)	

Table 1b: Comparison of Cannabis use patterns between cases and controls

	Case	Controls	p-Value
Age first tried cbs (x□)	16.91	17.90	<0.001
<i>Missing*</i>	15 (2.2%)	<i>nil</i>	
Frequency of cbs use			
Once or twice	108 (16.9%)	240 (36.8%)	
Few times year	65 (10.2%)	120 (18.4%)	
Few times month	63 (9.8%)	100 (15.3%)	
>Once a week	110 (17.2%)	100 (15.3%)	<0.001
Every day	294 (45.9%)	93 (14.2%)	
<i>Missing*</i>	15 (2.3%)	1 (0.2%)	
Money Spent per week on cbs			
< €2.50	217 (37.0%)	415 (68.4%)	
€2.50-€5.00	52 (8.8%)	58 (9.6%)	
€6-€10	80 (13.5%)	42 (6.9%)	
€11-€15	36 (6.1%)	25 (4.1%)	
€16-€20	39 (6.6%)	24 (4.0%)	
>€20	170 (28.6%)	43 (7.1%)	<0.001
<i>Missing</i>	61 (9.3%)	47 (7.2%)	
Use of high potency cbs	291 (55.5%)	223 (43.1%)	<0.001
<i>Missing</i>	131 (20.0%)	136 (20.8%)	
Mean Duration of cbs use (years)	9.41	9.82	0.418
<i>Missing</i>	18 (2.7%)	28 (4.3%)	
Current cbs use	223 (34.2%)	151 (23.1%)	<0.001
<i>Missing</i>	2 (0.3%)	1 (0.2%)	
Lifetime DSM IV cbs Dependence	247 (39.3%)	58 (8.9%)	<0.001
<i>Missing*</i>	26 (4.0%)	3/654 (0.5%)	
Last 12 month DSM IV cbs	96 (15.0%)	12 (1.8%)	

Dependence <i>Missing*</i>	26 (5.2%)	3 (0.5%)	<0.001
Number of other drugs tried <i>Missing</i>	1.47 <i>nil</i>	0.97 <i>nil</i>	<0.001
Cigarettes/Roll- ups per day† <i>Missing*</i>	10.83 <i>19 (2.9%)</i>	4.42 <i>8 (1.2%)</i>	<0.001
Units of alcohol per day† <i>Missing</i>	5.14 <i>143 (21.8%)</i>	5.65 <i>88 (13.4%)</i>	0.251

Legend: cbs: cannabis; Mean numbers (\bar{x}) are given unless specified as a proportion. Significance testing undertaken via 2-tailed independent t-tests for continuous variables and chi-squared tests for categorical variables. Missing data rates are italicised.

* indicates significant difference ($p < 0.05$) in missing data between cases and controls (chi squared test or Fisher's exact test where any single value ≤ 5).

† Data was cleaned to remove outliers to max 40 cigarettes/day. Units of alcohol data cleaned to max of 30 units day

**Table 2 Primary Models for cannabis-induced Psychotic-Like Experiences
caseness x extent of use interaction**

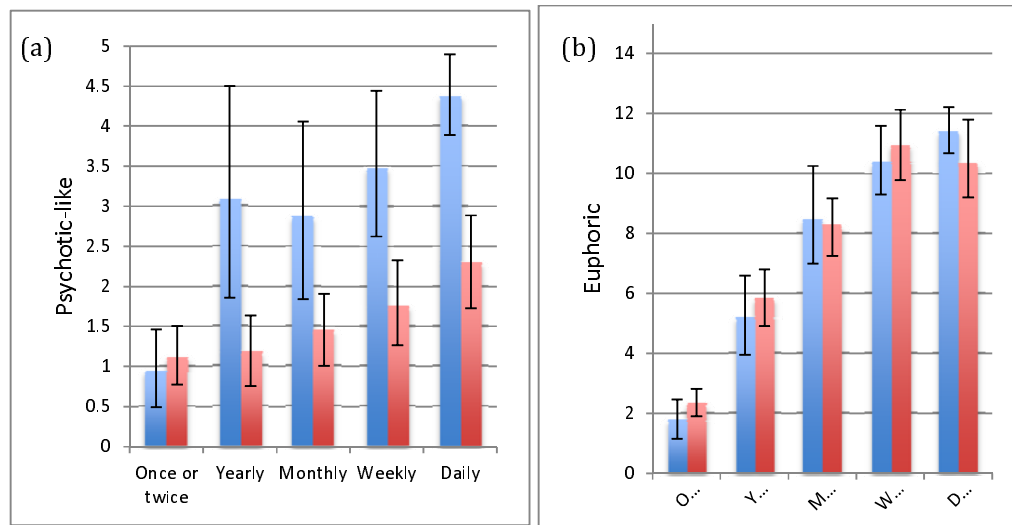
(i) Model 1 – Frequency of cannabis use as a predictor $F(4, 1239.3)=33.65, p<0.001$			
	b	t	p
Frequency of cannabis use*	0.794	4.74	0.001
Caseness†	1.354	6.20	<0.001
Caseness x Frequency of use‡	0.229	3.49	<0.001
Cannabis-induced Euphoric Experiences	0.719	3.35	<0.001
(ii) Model 2 – Potency of cannabis as a predictor $F(4, 1141.9)=27.02, p<0.001$			
	b	t	p
Potency of cannabis*	1.241	2.28	0.023
Caseness	0.142	0.42	0.676
Caseness x Potency	0.438	2.04	0.042
Cannabis-induced Euphoric Experiences	0.114	6.43	0.016
(iii) Model 3 – Money spent on cannabis as a predictor $F(4, 1235.8)=33.35, p<0.001$			
	b	t	p
Money spent on cannabis*	0.591	4.56	<0.001
Caseness	0.267	1.59	0.112
Caseness x Money spent on cannabis‡	0.177	3.29	0.001
Cannabis-induced Euphoric Experiences	0.084	4.35	<0.001
(iv) Model 4 – Potency-frequency as a predictor $F(4, 1241.1)=33.04, p<0.001$			
	b	t	p
Potency-frequency*	0.581	4.09	<0.001
Caseness	0.030	0.12	0.906
Caseness x Potency-frequency‡	0.162	2.78	0.006
Cannabis-induced Euphoric Experiences	0.114	6.43	<0.001

Legend:

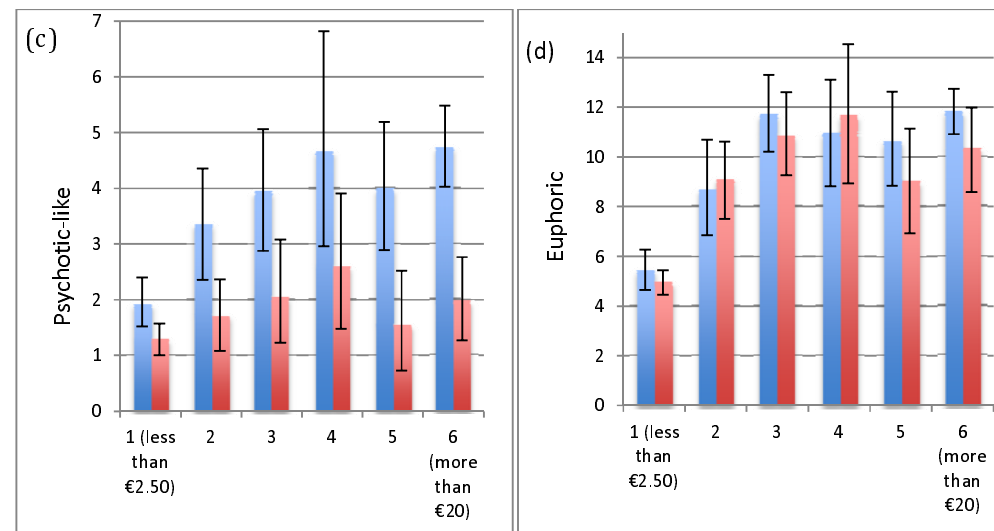
Directions of effect as follows: *Increased extent predicts increased cPLEs; †First Episode Psychosis predicts increased cPLEs; ‡Significant caseness x extent interaction

Figure 1: Mean cannabis-induced Psychotic-like Experiences and Euphoric Experiences scores by case and control¹

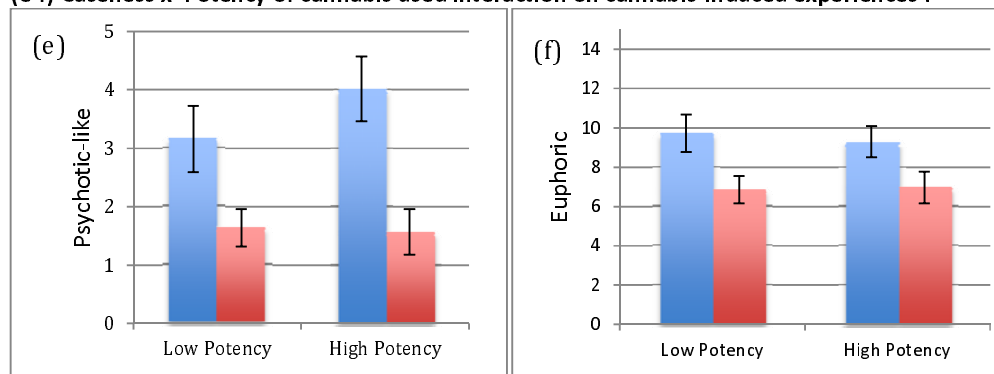
(a-b) Caseness x Frequency of cannabis use interaction on cannabis-induced experiences:



(c-d) Caseness x Money spent on cannabis per week interaction on cannabis-induced experiences:



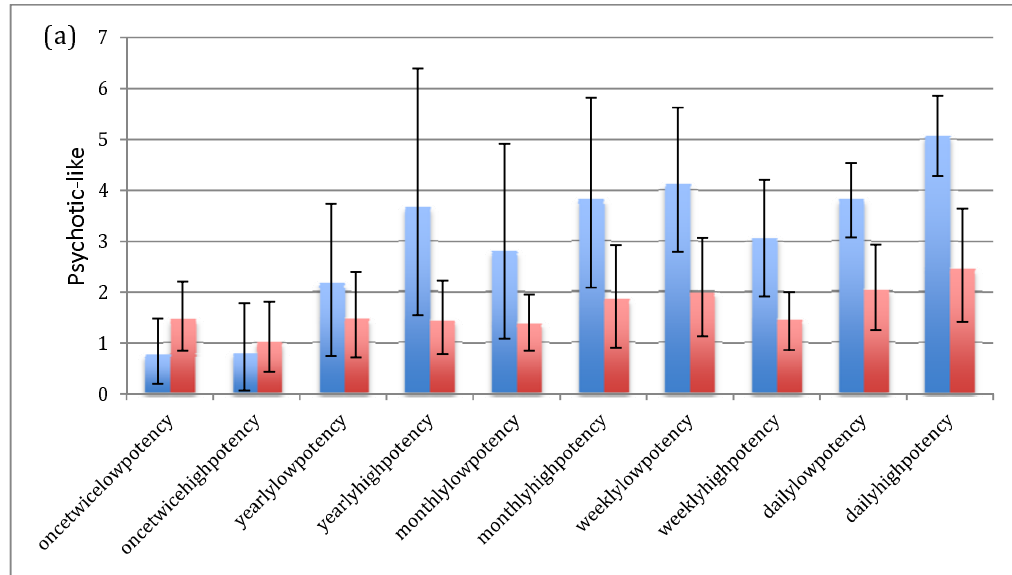
(e-f) Caseness x Potency of cannabis used interaction on cannabis-induced experiences :



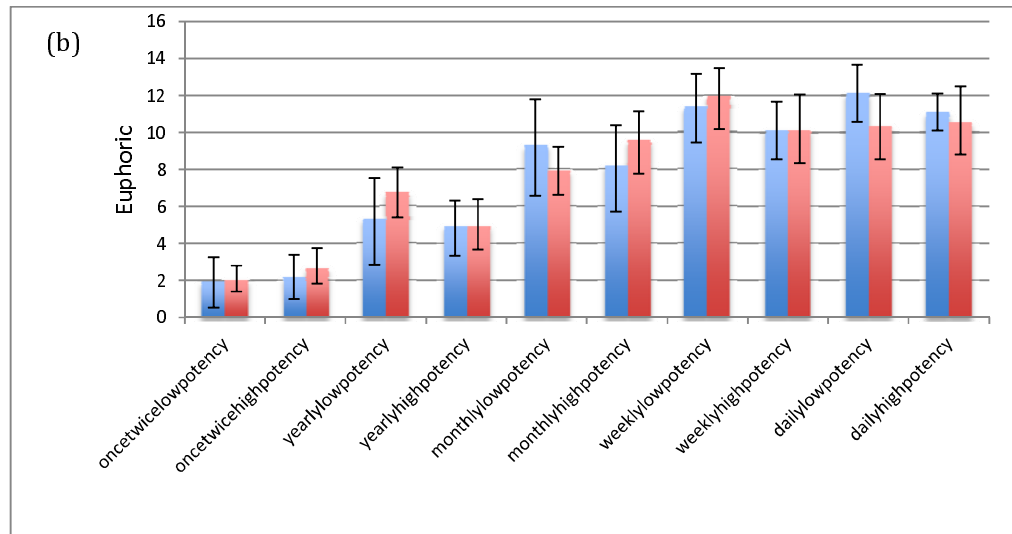
Legend: Blue bars indicate First Episode Psychosis cases, red bars for controls. Data drawn from complete case

Figure 2: Mean cannabis-induced Psychotic-like Experiences and Euphoric Experiences scores by case and control¹

(a) Caseness x Frequency x Potency interaction on psychotic-like experiences:



(b) Caseness x Frequency x Potency interaction on euphoric experiences:



Legend: Blue bars indicate First Episode Psychosis cases, red bars for controls. Data drawn from complete case