



Citation for published version:

Fernández, E, Laporte, G & Rodríguez-Pereira, J 2019, 'Exact solution of several families of location-arc routing problems', *Transportation Science*, vol. 53, no. 5, pp. 1313-1333. <https://doi.org/10.1287/trsc.2018.0881>

DOI:

[10.1287/trsc.2018.0881](https://doi.org/10.1287/trsc.2018.0881)

Publication date:

2019

Document Version

Peer reviewed version

[Link to publication](#)

Schiffer, M., Schneider, M., Walther, G., & Laporte, G. (2019). Vehicle routing and location routing with intermediate stops: A review. *Transportation Science*, 53(2), 319-343. <https://doi.org/10.1287/trsc.2018.0836>

University of Bath

Alternative formats

If you require this document in an alternative format, please contact:
openaccess@bath.ac.uk

General rights

Copyright and moral rights for the publications made accessible in the public portal are retained by the authors and/or other copyright owners and it is a condition of accessing publications that users recognise and abide by the legal requirements associated with these rights.

Take down policy

If you believe that this document breaches copyright please contact us providing details, and we will remove access to the work immediately and investigate your claim.

Exact Solution of Several Families of Location-Arc Routing Problems

Elena Fernández ^{*1,2}, Gilbert Laporte ^{†3}, and Jessica Rodríguez-Pereira ^{‡1}

¹Department of Statistics and Operations Research, Universitat Politècnica de Catalunya-BcnTech, Spain

²Barcelona Graduate School of Mathematics (BGSMath)

³Canada Research Chair in Distribution Management, HEC Montréal, 3000, chemin de la Côte-Sainte-Catherine, Montreal H3T 2A7, Canada

Abstract

We model and solve several families of Location-Arc Routing Problems on an undirected graph. These problems extend the Multi-Depot Rural Postman Problem to the case where the depots are not fixed. The aim is to select the facility locations and to construct a set of routes traversing each required edge of the graph, where each route starts and ends at the same facility. The models differ from each other in their objective function and on whether or not they include a capacity constraint. Alternative formulations are presented that use only binary variables, and are valid even when the input graph is not complete. This applies, in particular, to a compact two-index formulation for problems minimizing the overall routing costs, with or without facilities set-up costs. This formulation incorporates a new set of constraints that force the routes to be consistent and return to their original depot. A polyhedral study is presented for some of the formulations, which indicates that the main families of constraints are facet defining. All formulations are solved by branch-and-cut, and instances with up to 200 vertices are solved to optimality. Despite the difficulty of the problems, the numerical results demonstrate the good performance of the algorithm.

Key words: Arc routing; location; polyhedral analysis; facets; branch-and-cut.

1 Introduction

Location-Arc Routing Problems (LARPs) combine location and routing decisions in contexts where the arcs of a network must be serviced, as opposed to the nodes. These problems arise in most of the classical Arc Routing Problems (ARPs) such as

*e.fernandez@upc.edu

†gilbert.laporte@cirrelt.ca

‡jessica.rodriguez@upc.edu

newspaper delivery, garbage collection, road gritting, snow removal, meter reading, etc. (see, e.g., Chapters 13 to 16 in [6]). In such problems the objective function is typically the total routing cost or the makespan, i.e., the length of the longest route. LARPs were formally introduced by Ghiani [13] but an earlier publication by Levy and Bodin [20] described an application in the United States Postal Service in which a postman parks his van in several locations from which he proceeds to deliver mail on foot.

LARPs are the arc routing counterpart of Location Routing Problems (LRPs) occurring in node routing contexts (see [1, 10, 23, 24, 27] for surveys), but have been less extensively studied. According to Albareda-Sambola [1], this may be due to the fact that ARPs can often be transformed into node routing problems, as in [4, 21, 25]. To the best of our knowledge, [15] and [3] present the only exact algorithms for uncapacitated LARPs. Ghiani and Laporte [15] reduce the original problem to an undirected Rural Postman Problem (RPP) and solve it by means of an exact branch-and-cut algorithm. Arbib et al. [3] present a mathematical programming formulation and a branch-and-cut algorithm for a directed profitable LARP in which the facilities are located at both endpoints of the selected arcs according to the facility opening costs, to the profit collected on these arcs, and to the cost of traversing them.

Some authors have focused on capacitated LARPs. Thus Hashemi Doulabi and Seifi [17] presented two formulations on mixed graphs: one for the general case, and one for the case of a single facility. They proposed a simulated annealing heuristic incorporating several arc routing heuristics. Lopes et al. [22] presented a four-index flow formulation as well as constructive heuristics, classical improvement heuristics and metaheuristics. Several authors have studied extensions of the Capacitated Arc Routing Problem (CARP) with a location component. In Ghiani, Improta and Laporte [14] these are intermediate facilities at which vehicles such as garbage trucks can unload in order not to exceed their capacity. Pia and Filippi [26] considered a CARP with mobile depots, Amaya, Langevin and Trépanier [2] solved a CARP in which extra vehicles replenish the main fleet at meeting points to be located. The authors formulated the problem and solved it by branch-and-cut. Salazar-Aguilar, Langevin and Laporte [28] studied a related problem in the context of road marking.

The purpose of this paper is to study, model and solve exactly several families of LARPs defined on undirected graphs. We develop models that differ from each other in their objective function, on whether the number of facilities to be located is upper bounded, or on whether the facilities are capacitated. In particular, we consider two types of objective functions: min-cost objectives aiming at minimizing the overall routing costs, and min-max objectives aiming at minimizing the makespan. While some of the models assume that there are no capacity limitations, we also study problems that include a cardinality constraint on the number of users that can be served from an open facility. Finally, some of the models ignore facilities set-up costs but include a limitation on the maximum number of facilities to be located, whereas in other models the number of open facilities is not limited but the facilities set-up costs are included in the objective function. Dealing with both types of models allows us to analyze the trade-off between models with a simple objective function, focusing only on routing costs but requiring a cardinality constraint on the number

Table 1: Summary of models

	Objective function	Capacity	Limit on the number of open facilities
MC-p-LARP	Min routing cost	No	Yes
MM-p-LARP	Min makespan	No	Yes
MC-LARP	Min facilities set-up cost plus routing cost	No	No
MC-p-LARP-UD	Min routing cost	Yes	Yes
MM-p-LARP-UD	Min makespan	Yes	Yes
MC-LARP-UD	Min facilities set-up cost plus routing cost	Yes	No

of facilities, and models without such constraint but with a richer objective function with set-up costs for the open facilities.

To a large extent this work extends our previous works on the MDRPP [11, 12] where we proposed exact solution algorithms based on three- and two-index formulations for the arc routing problem in which the set of depots for the routes is given. As we will see, when location decisions are incorporated into arc routing problems, several non-trivial extensions of the MDRPP arise.

This paper makes the following scientific contributions:

- We study six LARP models (see Table 1), discuss their modeling assumptions and derive optimality conditions.
- We present two types of formulations. The first class uses *disaggregated* decision variables (*three-index variables*) that link routes with open facilities. All models can be handled with this type of formulation. The second class of formulations *aggregates* the information of all the routes. This leads to *two-index variables*, associated with the edges traversed by the routes, but that do not explicitly link them to the facilities from which the routes operate. This approach indeed reduces the number of required variables at the expense of presenting some additional difficulties.
- The formulations that we study exploit optimality conditions, which allow the use of binary variables only. Preliminary testing showed that for the problems that we study, such formulations clearly outperform those that do not exploit optimality conditions, producing tighter lower bounds and smaller enumeration trees.
- We perform a polyhedral study for the disaggregated three-index formulations, and we prove that the main families of constraints are facet defining. To the best of our knowledge no polyhedral study has ever been carried out for three-index variables formulations of arc routing problems with multiple depots, with or without location decisions.
- For the MC-p-LARP and MC-LARP models we exploit of the optimal condition on location variables to reinforce the three-index formulation.
- For the compact two-index formulation we prove that there exists an optimal solution in which no edge is traversed more than twice. As a consequence

of this optimality condition, the two-index formulation is valid even when the input graph is not complete. This is an important difference with the MDRPP for which this optimality condition does not hold, and where two-index formulations are only valid when the input graph is complete.

- For the two-index formulation we present a new set of constraints guaranteeing that the routes are consistent and return to their original depot. These inequalities incorporate location decisions and are not immediate to derive from the case of the MDRPP.

The remainder of the paper is organized as follows. Section 2 contains a formal definition of the problems. The mathematical models are presented in Section 3, followed by the branch-and-cut algorithm in Section 4. Extensive computational results are presented in Section 5. The paper closes with some conclusions in Section 6.

2 Location-Arc Routing Problems

We consider LARPs defined on an undirected connected graph $G = (V, E)$, where V is the vertex set, $|V| = n$, and E is the edge set, with $|E| = m$. The set $D \subset V$ denotes a set of potential locations where facilities may be established. A given set $R \subset E$ of edges must be traversed (*served*), which are referred to as *required edges*. The connected components induced by the required edges are referred to as *required components* and are denoted by $C_k = (V_k, R_k)$, $k \in K$. Hence, $R = \bigcup_{k \in K} R_k$. Let also $V_R = \bigcup_{k \in K} V_k$. There is a traversal cost $c_e \geq 0$ associated with each edge $e \in E$, and a value $f_d \geq 0$, associated with each potential location $d \in D$, which indicates the set-up cost of *opening* a facility at d . Let p be an upper bound on the number of facilities to be located. When there is a limitation on the service capacity of open facilities, we use b_d to denote the maximum number of required edges that can be served from a facility located at $d \in D$. We use the term *route* to denote a closed walk that starts and ends at a selected location $d \in D$. We say that a required edge $e \in R$ is served if a route traverses it at least once. The cost of a route is the sum of the costs of edges, where the cost of each edge is counted as many times as it is traversed.

Feasible LARP solutions consist of a subset of open facilities $D^* \subseteq D$, together with a set of non-empty routes, at least one for each selected facility, that serve all the required edges. Alternative objective functions or additional constraints characterize the different problems under study:

Definition 2.1

- *The MC-p-LARP is to determine a feasible solution with at most p open facilities, i.e. $|D^*| \leq p$, that minimizes the sum of the routing costs.*

- *The MM- p -LARP is to determine feasible solution with at most p open facilities, i.e. $|D^*| \leq p$, that minimizes the makespan.*
- *The MC-LARP is to determine a feasible solution that minimizes the sum of the set-up costs of the selected facilities, plus the routing costs.*

We also consider capacitated versions of each of the above defined problems, where we assume that each required edge has a unit demand, and for each potential facility there is a constraint on the maximum demand that it can serve if it is opened. Since we consider unit demands, these capacitated versions reduce to cardinality constraints on the maximum number of required edges served by each facility. We denote by MC- p -LARP-UD, MM- p -LARP-UD, and MC-LARP-UD the capacitated versions of MC- p -LARP, MM- p -LARP, and MC-LARP, respectively.

The MC-MDRPP where the location of the facilities is known in advance, is a particular case of both the MC- p -LARP and the MC-LARP. Moreover, the MC-MDRPP is also a particular case of the MC- p -LARP-UD and the MC-LARP-UD, where the location of the facilities are known and there are no facilities capacity constraints. Similarly, the MM-MDRP is a particular case of both the MM- p -LARP and the MM- p -LARP-UD. Since the MC-MDRPP and the MM-MDRP are known to be NP-hard [12], we can state the following proposition:

Proposition 2.2

- *The MC- p -LARP and the MC- p -LARP-UD are NP-hard*
- *The MM- p -LARP and the MM- p -LARP-UD are NP-hard.*
- *The MC-LARP and the MC-LARP-UD are NP-hard.*

In the remainder of this paper we assume that G has been simplified so that V is the set of vertices incident to the edges of R , plus the set of potential locations D , i.e. $V = V_R \cup D$. The set E contains the edges of R , plus additional unrequired edges connecting every pair of vertices, and representing shortest paths in the original graph. To this end, following the procedure described in [5], we first add to $G_R = (V_R \cup D, R)$ an edge between every pair of vertices of $V_R \cup D$ having a cost equal to the shortest path length on G . We then remove all unrequired edges (i, j) for which $c_{ij} = c_{ik} + c_{kj}$ for some $k \in V$, and one of two parallel edges whenever they both have the same cost. Hence the costs of the simplified graph satisfy the triangle inequality.

Without loss of generality we also assume that $|D| \geq 3$. Indeed, if $|D| = 1$ no location decision must be made, so we just have an arc-routing problem. If $|D| = 2$ we can define an additional potential location placed at a fictitious node and connect it with only one vertex of V_R with an edge of cost greater than twice the sum of the costs of all other edges. This hypothesis will be used in the proofs of our polyhedral analysis, where we sometimes use three different depots to obtain the number of affinely independent points of the studied polyhedron that are needed.

We denote by T_C a Minimum Spanning Tree (MST) with respect to cost function c , of the multigraph $G_C = (V_C, E_C)$ induced by the connected components, plus the potential locations that do not belong to any component $D \setminus V_R$. In addition, we will use the following usual notation. For any non-empty vertex subset $S \subset V$, $\delta(S) = \{(u, v) \in E \mid u \in S, v \in V \setminus S\} = \delta(V \setminus S)$ is the set edges in the cut between S and $V \setminus S$ and $\gamma(S) = \{(u, v) \in E \mid u, v \in S\}$ the set of edges with both vertices in S . In particular, for $k \in K$, we use the notation $E_k = \gamma(V_k) \supseteq R_k$. For a singleton $S = \{v\}$, with $v \in V$, we simply write $\delta(v)$ instead of $\delta(\{v\})$. For $H \subset E$ we use $\delta_H(S) = \delta(S) \cap H$ and $\gamma_H(S) = \gamma(S) \cap H$. Furthermore, a vertex $v \in V$ is H -odd if $|\delta_H(v)|$ is odd; otherwise v is H -even. Finally, we use the standard compact notation $f(A) \equiv \sum_{e \in A} f_e$ where f is a vector defined over a set Ω and $A \subseteq \Omega$. Thus, if x is a vector defined on the edge set E and $H \subseteq E$, then $x(H) = \sum_{e \in H} x_e$. Similarly, if z is a vector defined on the set of potential locations D and $D' \subseteq D$, then $z(D') = \sum_{d \in D'} z_d$.

Remark 2.1 We assume that all opened facilities will be *used*, in the sense that there will be at least one non-empty route at each open facility. Note that, except for the LARPs with facilities set-up costs (MC-LARP and MC-LARP-UD), it is necessary to explicitly impose this condition since otherwise, alternative optimal solutions could exist, where some facility is open but never used. As we will see below, this basic requirement also justifies the hypothesis that *at most* p facilities be used, instead of the usual condition that *exactly* p facilities be opened. Intuitively, one could think that, when only routing costs are considered, opening more facilities would necessarily lead to solutions with smaller routing costs, since required edges could be served from *closer* facilities. However, imposing to open (and use) exactly p facilities, may lead to suboptimal routing decisions or may even force the activation of a route that does not serve any required edge and deteriorates the value of the objective function. In [11] it was proven that the optimal value of an MDRPP where all depots must be used can asymptotically be twice the optimal value of the RPP on the same input graph. Indeed, this result can be extended to the MC- p -LARP and one can find instances where, asymptotically, the optimal value of an instance with p open facilities is twice the optimal value of the same instance with just one open facility.

Also for the case of the MM- p -LARP, forcing exactly p facilities to be opened may produce undesirable solutions. A simple example is given in Figure 1 which depicts two components and three potential locations for the facilities, where the solid lines represent required edges and the dotted lines the remaining edges. As can be seen, the optimal solution for the MM- p -LARP in that instance, when exactly two facilities must be opened, will activate facilities $L1$ and $L2$ and serve from each of them the required edges in their respective components. The makespan of that solution is three. This solution has a better objective than a solution in which three facilities are opened. Indeed when $p = 3$, facility $L3$ must also be opened and a route must be associated with it, for instance $(L3, B, L3)$, which does not serve any required edge, and gives an objective function value of four units.

Hence, we avoid potential awkward situations, like the one of the above example, by assuming that p represents the maximum number of facilities that can be opened,

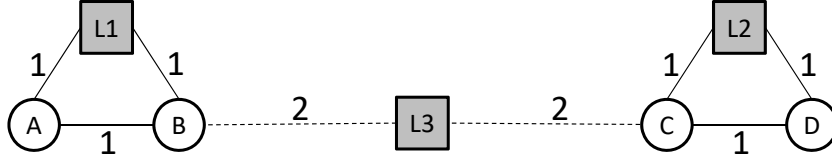


Figure 1: Example of instance with better solution for $p = 2$ than for $p = 3$

so the models that we study also dictate the optimal decision in terms of the number of facilities to open.

2.1 Optimality conditions

All the formulations that we propose use only binary variables. This follows from various optimality conditions that have been established for uncapacitated arc routing problems on undirected graphs when non-negative costs satisfy the triangle inequality [5, 8, 16], and were later extended to multi-depot problems [11, 12]. These conditions apply to the maximum number of times that edges are traversed in each *individual route* in an optimal solution, and they obviously apply to LARPs:

- O1: (Valid for MC- p -LARP, MC-LARP, and MM- p -LARP) There exists an optimal solution in which each required edge is served by exactly one route.
- O2: (Valid for MC- p -LARP, MC-LARP, and MM- p -LARP) There exists an optimal solution in which no edge is traversed more than twice in each route.
- O3: (Valid for MC- p -LARP, MC-LARP, and MM- p -LARP) There exists an optimal solution where no non-required edge with the two end-nodes in the same component ($e \in \gamma(V_k) \setminus R$) is traversed more than once in each route. Furthermore, because of the triangle inequality, the only edges of $\gamma(V_k) \setminus R$, that are used are those connecting two R -odd vertices.
- O4: (Valid for MC- p -LARP and MC-LARP) There exists an optimal solution in which the only non-required edges that are traversed twice in the same route are edges of the T_C . As shown in [12] this condition does not hold when the objective is to minimize the makespan, even when the set of depots for the routes is given. Thus, the adaptation of this condition to models with min-max objectives must take into account the fact that any least cost edge connecting any pair of components can be traversed twice in an optimal solution.

Optimality conditions O1–O4 refer to the edges that may appear in optimal solutions and to their number of traversals. The optimality condition O5 that we introduce below is based on the number of facilities that can be opened on optimal solutions to the MC- p -LARP and the MC-LARP.

- O5: (Valid for MC- p -LARP, MC-LARP) There exists an optimal solution in which every connected component of the graph induced by the edges that are used contains exactly one open facility.

Property O5 is obviously true for the MC-LARP. If some component of the graph induced by the edges used in an optimal solution contained more than one open facility, closing one of them would produce a solution with a better objective function value. In the case the MC- p -LARP a similar process will produce an alternative optimal solution.

When dealing with arc routing problems with multiple depots, the counterpart of condition O2 applies to the number of edge traversals in *individual routes*, but not to the *total* number of edge traversals in optimal solutions. In particular, unless the underlying graph is a complete graph, it is possible to construct examples where an optimal MD-RPP solution traverses an edge up to $2|D|$ times, where $|D|$ is the number of depots (which is fixed) [11]. Unfortunately, completing the input graph becomes impractical, except for small-size graphs, due to the increase in the number of edges (and thus of variables) that it may require.

In contrast, when dealing with min-cost LARPs (with or without set-up costs), the fact that the number of operational depots is not known in advance allows us to prove that there exist optimal solutions in which no edge is traversed more than twice, provided that non-negative costs satisfy the triangle inequality, independently of whether or not the graph is complete. This is a very useful property that we will exploit in some of the formulations that we propose.

Proposition 2.3

- *There exists an optimal MC- p -LARP solution in which no edge is traversed more than twice.*
- *There exists an optimal MC-LARP solution in which no edge is traversed more than twice.*

Proof: First we note that, since capacity constraints are not present, we can assume that only one route is carried out from each depot.

- Consider an optimal solution to a given MC- p -LARP in which an edge $e \in E$ is traversed by two routes T_1 and T_2 , operating from two different open facilities, d_1, d_2 . The solution obtained by merging T_1 and T_2 into a single route T , and arbitrarily closing one of the depots (for instance, d_2) is feasible for the MC- p -LARP, since the parity of the vertices does not change and the connectivity of the merged route with the remaining depot is guaranteed. Moreover, the merged solution is also optimal, since its routing cost has not changed. Edge e is traversed exactly twice in the merged route T , since otherwise two traversals of e could be removed, contradicting the optimality of the solution. This process can be repeated until all the routes traversing the same edge have been merged.
- For the MC-LARP we proceed as above, but now closing at each step the facility with the largest set-up cost. Moreover, the merged solution will have the same routing cost and smaller set-up costs.

3 Mathematical programming formulations

We now present linear integer formulations for the LARPs we have defined. The main difficulty in the formulation of LARPs is to ensure that the routes are well-defined (connected and closed, and preserving the parity of the vertices) and that each route starts and ends at the same facility without traversing any other facility.

A natural modeling option is to link routes with open facilities. This leads to formulations with *three-index variables*, associated with the edges traversed in the routes of the open facilities. Despite the large number of variables that such formulations entail, they can be very useful, since they allow to easily recreate the routes from each facility once the values of the decision variables are known. Moreover, such a representation is necessary in some cases like, for instance, when the objective function depends on the cost of some specific route (makespan) or when capacity constraints are present. The three-index variables formulation presented in Section 3.1 can thus be adapted to all six LARPs defined in Section 2.

An alternative modeling option is to work with formulations that *aggregate* the information of all the routes. This leads to the use of *two-index variables* associated with the edges traversed by the routes, but does not explicitly define the routes themselves. This approach reduces the number of required variables at the expenses of requiring a final post-processing phase to specify the route associated with each open facility. Furthermore, in order to guarantee the consistency of the routes produced with these variables, specific constraints are needed to impose that no route traverses more than one facility. Finally, such models are only valid for problems in which the objective is an aggregate measure of all routes (MC- p -LARP and MC-LARP), and the feasibility of the solutions can be derived from the aggregated information. Therefore they are not valid if the objective is to minimize the makespan, which reflects the cost of one specific route, or for problems with capacity constraints, where the arcs traversed by each of the routes need to be known. A formulation with two-index variables valid for the MC- p -LARP and MC-LARP will be presented in Section 3.2.

All the formulations that we propose exploit the optimality conditions presented in Section 2.1 and use binary variables only. In particular, we apply O3 and O4 to identify the set of edges E^y that can be traversed twice in an optimal solution. Recall that for MC- p -LARP and MC-LARP, E^y contains all the required edges plus the edges of T_C , whereas for the remaining models E^y contains all the required edges plus all edges connecting two distinct components.

3.1 Three-index variable formulations

For each $e \in E$, let x_e^d be a binary variable indicating whether or not edge e is traversed by route from depot d . For each $e \in E^y$, let y_e^d be a binary variable taking the value one if and only if edge e is traversed twice in the solution by route from facility d . For each $d \in D$, let z_d be a binary variable designating whether or not facility d is opened.

1. MC- p -LARP

The MILP for the MC- p -LARP is as follows:

$$\text{minimize } \sum_{d \in D} \sum_{e \in E} c_e x_e^d + \sum_{d \in D} \sum_{e \in E^y} c_e y_e^d \quad (1)$$

subject to

$$(x^d + y^d)(\delta(d)) \geq 2z_d \quad d \in D \setminus V_R \quad (2)$$

$$(x^d + y^d)(\delta(S)) \geq 2x_e^d \quad \begin{array}{l} d \in D, S \subseteq V \setminus \{d\}, \\ e \in E(S) \end{array} \quad (3)$$

$$(x^d - y^d)(\delta(S) \setminus H) + y^d(H) \geq x^d(H) - |H| + 1 \quad \begin{array}{l} S \subset V, H \subseteq \delta(S), \\ |H| \text{ odd}, d \in D \end{array} \quad (4)$$

$$\sum_{d \in D} x_e^d \geq 1 \quad e \in R \quad (5)$$

$$y_e^d \leq x_e^d \quad e \in E^y, d \in D \quad (6)$$

$$x_e^d \leq z_d \quad e \in E, d \in D \quad (7)$$

$$y_e^d \leq z_d \quad e \in E^y, d \in D \quad (8)$$

$$z(D) \leq p \quad (9)$$

$$x_e^d \in \{0, 1\} \quad e \in E, d \in D \quad (10)$$

$$y_e^d \in \{0, 1\} \quad e \in E^y, d \in D \quad (11)$$

$$z_d \in \{0, 1\} \quad d \in D. \quad (12)$$

Observe that the compact notation introduced in Section 2 is used in constraints (2), (3), (4), and (9). Inequalities (2) ensure that if a potential location is opened, then there are at least two edges incident to it. Inequalities (3) are an adaptation of the well-known connectivity constraints, and ensure the connectivity of each route to its depot. This is guaranteed by imposing that if edge e is traversed by the route associated with facility $d \in D$, then the cutset of any vertex set containing the two end-nodes of e but not containing d must be crossed by at least two edges of that route. Inequalities (4) were proposed in [12] for the MDRPP and ensure the parity (even degree) of every subset of vertices. They state that if the route associated with a given facility $d \in D$ uses a set H consisting of an odd number of edges incident to a set of vertices S , then it must use at least one additional traversal of some edge in the cut-set $\delta(S)$. We further exploit the precedence relationship of the x variables with respect to the y variables. Therefore, the additional edge will either be a second traversal of some edge of H or a first traversal of some edge of $\delta(S) \setminus H$. Constraints (5) impose that all required edges be served and (6) that no edge is traversed for the a second time unless it also has been traversed for a first time. By (7)–(8) no edge is traversed by the route of a facility that has not been opened. Inequality (9) means that at most p facilities are opened. The domains of the variables x , y and z are defined in constraints (10)–(12).

The are $|E||D|$ x variables, $|E^y||D|$ y variables, and $|D|$ z variables. Moreover,

the number of inequalities (2) is $|D \setminus V_R|$, $|R|$ inequalities of type (5), $|E^y||D|$ inequalities (6), and $(|E| + |E^y|)|D|$ inequalities of types (7)–(8). The size of the families inequalities (3) and (4) is exponential in $|V|$.

2. MC-LARP

The formulation MC-LARP can be obtained from (2)–(12), by removing constraint (9), which limits the number of facilities to open, and adding the facilities set-up costs to the objective function, resulting in

$$\min \sum_{d \in D} f_d z_d + \sum_{d \in D} \sum_{e \in E} c_e x_e^d + \sum_{d \in D} \sum_{e \in E^y} c_e y_e^d. \quad (13)$$

3. MM- p -LARP

To minimize the makespan is necessary to define a new variable w that represent the length of the longest route. Hence, the objective function becomes the minimization of w , subject to (2)–(12). Furthermore, a new family of constraints is needed, which relates the new variable w to the route lengths. These inequalities, also ensure that w represents the longest route:

$$w \geq \sum_{e \in E} c_e x_e^d + \sum_{e \in E^y} c_e y_e^d \quad d \in D. \quad (14)$$

4. MC- p -LARP-UD, MC-LARP-UD and MM- p -LARP-UD

Dealing with the unit customer demands and the maximum number of customers to serve from each potential location b_d only requires adding to the corresponding uncapacitated formulation the following family of capacity constraints, one for each facility:

$$\sum_{e \in R} x_e^d \leq b_d z_d \quad d \in D. \quad (15)$$

3.1.1 Valid inequalities

We next introduce some families of valid inequalities that can be used to reinforce the formulations presented above.

- Since the vertices incident to required edges must be visited, for singletons $S = \{i\}$ with $i \in V_R$ the connectivity constraints (3) can be replaced with the tighter constraints

$$\sum_{d \in D} (x^d + y^d)(\delta(i)) \geq 2. \quad (16)$$

- The connectivity constraints (3) associated with components containing no potential facility can also be replaced with a tighter set of constraints. In particular for all $k \in K$ such that $V_k \cap D = \emptyset$, we have

$$\sum_{d \in D} (x^d + y^d)(\delta(V_k)) \geq 2. \quad (17)$$

- In principle, only constraints (4) associated with singletons $S = \{v\}$ with $v \in V$, are needed to guarantee the parity of vertices in solutions. However, they are also valid for general vertex sets $S \subseteq V$, and imposing them for the general case leads to a formulation with a tighter linear programming (LP) relaxation. In fact, these inequalities can be further reinforced as we show below:

Proposition 3.1 *The inequality (4) associated with a given $d \in D$, $S \subset V$, $H \subseteq \delta(S)$, with $|H| \geq 3$ odd, is dominated by the valid inequality*

$$(x^d - y^d)(\delta(S) \setminus H) + y^d(H) \geq x^d(H) - |H| + 2 - z_d. \quad (18)$$

Proof: Let $d \in D$, $S \subset V$, $H \subseteq \delta(S)$, with $|H| \geq 3$ and odd. To see that (18) is valid, recall that $z_d \in \{0, 1\}$ in any feasible solution. If $z_d = 0$, then $x_e^d = y_e^d = 0$, for all $e \in E$, so (18) reduces to $0 \geq -|H| + 2$, which holds by hypothesis. When $z_d = 1$, then (18) becomes (4). Indeed (18) are tighter than (4) since $2 - z_d \geq 1$. ■

Since the only inequalities (4) that are not dominated by the set (18) are those associated with odd edge sets $H \subset \delta(S)$ with $|H| < 3$, in the following we substitute the complete set of inequalities (4) by only its small family corresponding to singletons $S = \{v\}$ with $v \in V$, and subsets $H \subset \delta(S)$ consisting of just one edge, i.e. $|H| = 1$, plus the complete set of *reinforced parity constraints* (18).

3.1.2 Reinforcing MC- p -LARP and MC-LARP with condition O5

The optimality condition on the location variables O5 can be used to reinforce the three-index formulations for MC- p -LARP and MC-LARP. Modeling O5 requires adding the following set of constraints:

$$z(V_k \cap D) \leq 1 \quad k \in K \quad (19)$$

$$x_e^d = z_d \quad e \in R_k, d \in D \cap V_k, k \in K \quad (20)$$

$$\sum_{d \in D \setminus V_k} x_e^d + z(V_k \cap D) \leq 1 \quad e \in E_k \cup \delta(V_k), k \in K \quad (21)$$

$$x_e^d \leq x_{e'}^d \quad e \in (E_k \setminus R_k) \cup \delta(V_k), e' \in R_k, k \in K, \\ d \in D \setminus V_k. \quad (22)$$

By (19) at most one facility per component will be opened. Moreover, (20) ensure that if a facility is opened in a component, then all the required edges in that component will be served from that facility. In its turn, (21) prevent any edge in the cut-set of a component where a facility is opened to be traversed from any facility located at any other component. The correct *propagation* of the route associated with an open facility is guaranteed by (22) together with the original set

of constraints (7). Note that the constraints (22) corresponding to required edges are not needed, since they are already implied by (20). In addition the following sets of inequalities can be used to reinforce the resulting formulation:

$$\sum_{d \in D \setminus S} (x^d + y^d) (\delta(S)) \geq 2(1 - z(D \cap S)) \quad S = \cup_{k \in K'} V_k, K' \subset K \quad (23)$$

The reinforced connectivity constraints (23) impose that if no open facility belongs to the group of components defining S , then the cutset of S must contain at least two edges of some route associated with a depot that does not belong to S .

3.1.3 Polyhedral analysis

In this section we study some properties of the polyhedron associated with the three-index formulation. In the following, the convex hull of vectors (x, y, z) with components in $[0, 1]$ that satisfy (2)–(9) is denoted by $P_{(MC-LARP)}$. The proofs of the propositions are presented in Appendix A.

Proposition 3.2 *$\dim(P_{(MC-LARP)}) = |E||D| + |E^y||D| + |D| - |R|$ if and only if every cut-edge set $\delta(S)$, $S \subset V \setminus D$, contains at least three edges, and every cut-edge set $\delta(S)$ such that $S = \cup_{i \in K'} V_i \setminus D$, $\emptyset \neq K' \subset K$, contains at least four edges.*

Proposition 3.3 *The inequality $x_e^d \geq 0$, $e \in E$, $d \in D$, defines a facet of $P_{(MC-LARP)}$ if and only if every cut-set $\delta(S)$, $S \subset V \setminus D$, containing e contains at least four edges, every $\delta(S)$ such that $S = \cup_{i \in K'} V_i \setminus D$ ($\emptyset \neq K' \subset K$) contains at least five edges.*

Proposition 3.4 *The inequality $x_e^d \leq 1$, $e \in E$, $d \in D$, induces a facet of $P_{(MC-LARP)}$ if and only if every cut-set $\delta(S)$ containing e contains at least four edges.*

Proposition 3.5 *The connectivity inequality (3) associated with $S = \cup_{i \in K'} V_i$ ($\emptyset \neq K' \subset K$), $S \cap D = \emptyset$, $e \in E(S)$, induces a facet of $P_{(MC-LARP)}$ if and only if the graphs induced by the connected components $G(S)$ and $G(V \setminus S)$ satisfy the following: i) $G(S)$ is connected and each connected component of $G(V \setminus S)$ contains at least one open facility. ii) For every subset of components in $S' \subset S$ (or S' in $V \setminus S$) with $S' \cap D = \emptyset$, the inequality $|\delta(S') \setminus \delta(S)| \geq 2$, holds.*

Proposition 3.6 *The reinforced parity constraints (18) induce facets of $P_{(MC-LARP)}$ for S and H such that $|\delta(S)| \geq |H| + 1$ and $H \cap \delta(D) = \emptyset$.*

3.2 Two-index variable formulations

Here we propose a new formulation for MC- p -LARP and MC-LARP in which the routes are represented by two-index variables, solely associated with edge traversals but not with the facilities they are linked to. The formulation exploits Proposition 2.3. Regardless of whether or not G is a complete graph, there exists an optimal

solution to both MC- p -LARP and MC-LARP in which no edge is traversed more than twice. Therefore, in both cases the total number of traversals of each edge can be represented by means of only two binary variables, one for the first one and one for the second one. Unlike the three-index formulations above, these variables now represent aggregated information over all the routes. In such a formulation connectivity and parity conditions are no longer sufficient to guarantee that the routes start and end at the same facility. Hence, additional constraints are required in order to guarantee the consistency of routes. To this end, we introduce an extension of a set of constraints proposed in [11] for the MDRPP, which now integrate locational decision variables as well.

We use the same location variables as above so the binary variable z_d , $d \in D$, indicates whether or not a facility is established at d . As for the routing, let x_e denote the binary variable for the first traversal of edge $e \in E$, and let y_e the binary variable indicating whether or not edge $e \in E^y$ is traversed a second time.

3.2.1 Return-to-facility constraints

Before presenting the formulation we discuss the return-to-facility constraints (RtFCs) which guarantee that all routes start and end at the same facility. These are a variation of the parity inequalities which stated that the set of open facilities involved in the edges of the cut-sets is needed to guarantee consistent routes in LARPs. In fact, the RtFCs extend the family of inequalities introduced in [11] for the MDRPP, which ensure that routes return to the appropriate depot. These inequalities are no longer valid for LARPs since they assume that the set of depots from which routes originate is known. However, since the set of potential locations that will actually become depots for the routes is not known in advance for LARPs, location variables are required in the proposed inequalities. As we will see the resulting inequalities are quite involved.

In Figure 2 the gray squares represent potential facilities and the solid lines correspond to required edges. This figure illustrates not only that connectivity and parity constraints are not sufficient to guarantee well-defined routes, but also that the conditions needed to guarantee consistent routes in LARPs necessarily depend on the set of open facilities. Observe that if only one or two of the three potential locations are opened, the displayed solution would be feasible and, depending on the case, it would consist of one or two well-defined routes. Instead, if all three potential facilities opened, the displayed solution would be infeasible since it is not possible to decompose it into three routes, each starting and ending at the same facility. Moreover, if all three potential facilities opened, any feasible solution should have at least three more edges (or additional traversals of the existing edges) in the cut-set of $S = \{1, 2\}$. This idea is formalized below.

Consider a vertex set $S \subset V \setminus D$ and a subset of potential facilities $D' = \{d_1, \dots, d_r\} \subset D$. Consider also a subset of edges $H \subset \delta(S) \cap \delta(D')$. Denote by $H_i \neq \emptyset$ the set of edges of H incident with facility $i \in D'$ and assume that each H_i contains an odd number of edges. Finally, partition $\delta(S) \setminus H$ in the following two sets: $F_{S,H}^{D'} = (\delta(S) \setminus H) \setminus \delta(D \setminus D')$, the set of edges of $\delta(S) \setminus H$ that are not incident to any potential facility different from those of D' , and $Q_{S,H}^{D'} = (\delta(S) \setminus H) \cap \delta(D \setminus D')$,

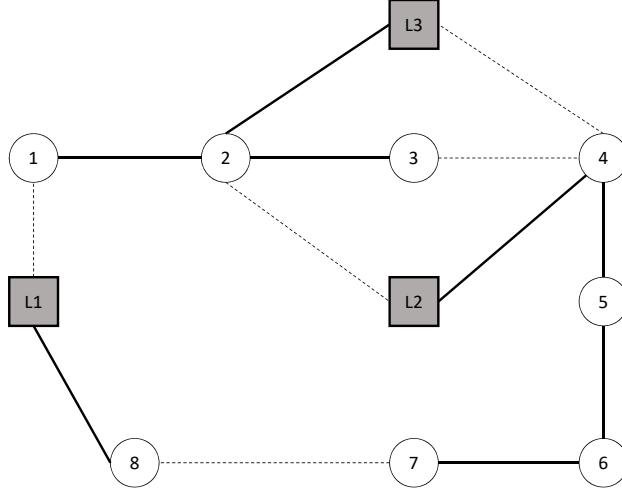


Figure 2: Infeasible solution satisfying connectivity and parity constraints

the set of edges of $\delta(S) \setminus H$ incident to some potential facility not in D' . The inequality that we propose contains bilinear terms that will be discussed and linearized later on.

Proposition 3.7 *The RtFC*

$$(x - y) \left(F_{S,H}^{D'} \right) + \sum_{d \in D \setminus D'} (1 - z_d)(x - y) \left(Q_{S,H}^{D'} \cap \delta(d) \right) + y(H) \geq x(H) - |H| + z(D') \quad (24)$$

associated with S , D' , and H as defined above is valid for MC-p-LARP and MC-LARP.

Proof: Let (z, x, y) be a feasible LARP solution and note that the RtFC (24) is only active if $x(H) - |H| + z(D') > 0$. Since $x(H) - |H| \leq 0$, a necessary condition is that $z(D') \geq 1$. Consider the following cases:

- a) $x(H) = |H|$ and $z(D') \geq 1$. The right-hand side of the RtFC reduces to $z(D') \geq 1$. Since $x(H) = |H|$, then $x_e = 1$, for all $e \in H_i$, $i \in \{1, \dots, r\}$. Given that all the edges in each H_i are incident with the same potential facility and $|H_i|$ is odd, there must be at least one additional traversal of some edge in the cut-set associated with each open facility of the set D' . That is, in total $z(D')$ additional traversals are needed, which must correspond either to second traversals of edges in H (term $y(H)$), or to first traversals of edges in $\delta(S) \setminus H$. In the latter case, the first traversal may correspond to edges not incident with potential locations of $D \setminus D'$, represented by the first term of the left-hand side $(x - y) \left(F_{S,H}^{D'} \right)$, or to potential locations of $D \setminus D'$, provided that the involved potential locations are not open, represented by the second term of the left-hand side $\sum_{d \in D \setminus D'} (1 - z_d)(x - y) \left(Q_{S,H}^{D'} \cap \delta(d) \right)$. The bilinear

terms are necessary since the edges incident with potential locations in $D \setminus D'$ may contribute to the overall count only when the potential facility involved remains closed.

b) $x(H) = |H| - 1$ and $z(D') \geq 2$. The right-hand side of the RtFC reduces to $z(D') - 1 \geq 1$. In this case exactly one of the edges of H is not traversed in solution (z, x, y) . In full, let us assume that $x(H_1) = |H_1| - 1$ (which is even), and $x(H_i) = |H_i|$, $i \in \{2, \dots, r\}$. Consider now $\overline{D'} = D' \setminus \{d_1\}$, and $\overline{H} = H \setminus H_1$.

- The RtFC associated with S , $\overline{D'}$, and \overline{H} corresponds to case a), since $x(H \setminus H_1) = (|H \setminus H_1|)$ and $z(\overline{D'}) = z(D' \setminus \{d_1\}) \geq 1$. Therefore it is valid.
- The RtFC associated with S , D' , and H is dominated by the RtFC associated with S , $\overline{D'}$, and \overline{H} . Both inequalities have the same right-hand side, and the left-hand side of the former is weaker than the right-hand side of the latter since $y(H) \geq y(\overline{H})$ and $(x - y) \left(F_{S,H}^{D'} \right) \geq (x - y) \left(F_{S,\overline{H}}^{\overline{D'}} \right) + (1 - z_{d_1})(x - y) ((\delta(S) \setminus H) \cap \delta(d_1))$.

Hence, the RtFC associated with S , D' , and H is valid.

c) $x(H) = |H| - 2$ and $z(D') \geq 3$. The right-hand side of the RtFC is $z(D') - 2 \geq 1$. There are exactly two edges of H , say e_1, e_2 that are not traversed in the solution (z, x, y) . Consider the two possible subcases:

- c₁) $e_1, e_2 \in H_1$. Then, quite similarly to case b, the RtFC associated with S , D' , and H is dominated by that associated with S , D' , $\overline{H} = \{\overline{H}_1, H_2, \dots, H_r\}$, with $\overline{H}_1 = H_1 \setminus \{e_1, e_2\}$, which corresponds to case a).
- c₂) e_1 and e_2 are incident with two different depots, i.e. $e_1 \in H_1, e_2 \in H_2$. Then, the RtFC associated with S , D' , and H is dominated by that associated with S , $\overline{H} = H \setminus \{H_1, H_2\}$ and $\overline{D'} = D' \setminus \{d_1, d_2\}$ which also corresponds to case a).

Hence, the RtFC associated with S , D' , and H is valid.

d) All other cases can be handled similarly. ■

To illustrate, consider again the solution depicted in Figure 2 with two alternative values for the location variables: one where all three potential facilities are open, i.e. $z_{L1}^1 = z_{L2}^1 = z_{L3}^1 = 1$ which, as explained, is infeasible, and another one where only $L1$ and $L2$ are open, i.e. $z_{L1}^2 = z_{L2}^2 = 1, z_{L3}^2 = 0$, which is feasible. Consider the vertex set $S = \{1, 2\}$, $H_1 = \{(1, L1)\}$ and $H_2 = \{(2, L2)\}$. In both cases let $D' = \{L1, L2\}$, so $F_{S,H}^{D'} = \{(2, 3)\}$ and $Q_{S,H}^{D'} = \{(2, L3)\}$.

For the infeasible solution z^1 we have $z^1(D') = z_{L1}^1 + z_{L2}^1 = 2$. Since $z_{L3}^1 = 1$ we also have $h_{(2,L3)}^{d_3} = 0$, so $\sum_{d \in D \setminus D'} \bar{h}^d \left(Q_{S,H}^{D'} \cap \delta(d) \right) = 0$. Therefore, the associated RtDC (32) is violated since $x(H) - |H| + z(D') = 2$, but $(x - y) \left(F_{S,H}^{D'} \right) + \sum_{d \in D \setminus D'} h^d \left(Q_{S,H}^{D'} \cap \delta(d) \right) + y(H) = 1$.

If we instead consider the feasible solution z^2 , we also have $z^2(D') = z_{L1}^2 + z_{L2}^2 = 2$, but now $h_{(2,L3)}^{d_3} = 1$, since $z_{L3}^2 = 0$. Hence, $\sum_{d \in D \setminus D'} \bar{h}^d \left(Q_{S,H}^{D'} \cap \delta(d) \right) = 1$ and the left-hand side of the RtDC is becomes $1 + 1$, which coincides with the value of the right-hand side that does not change. Hence, as expected, the RtFC is not violated for this feasible solution.

In order to integrate the set of inequalities (24) within a MILP formulation it is necessary to linearize the bilinear terms that they include. For this we define additional decision variables representing the products $h_{ed} = (1 - z_d)(x_e - y_e)$ for the edges $e \in \delta(d)$, with $d \in D$. These variables will take the value 1 if and only if edge e , which is incident with potential facility d , is traversed exactly once and the facility located at d is not open. Observe that the number $\sum_{d \in D} |\delta(d)|$ of new variables is very moderate since we are assuming that $|V_k \cap D| \leq 1$, for all $k \in K$. This number is clearly smaller than the number of two-index variables. The new set of variables h and variables x , y and z can be related with the usual *linearizing* constraints:

$$h_{ed} \leq (1 - z_d) \quad d \in D, e \in \delta(d) \quad (25)$$

$$h_{ed} \leq (x_e - y_e) \quad d \in D, e \in \delta(d) \quad (26)$$

$$(1 - z_d) + (x_e - y_e) \leq 1 + h_{ed} \quad d \in D, e \in \delta(d). \quad (27)$$

3.2.2 MILP formulation for MC- p -LARP and MC-LARP

The MILP for the MC- p -LARP is presented below:

$$\text{minimize } \sum_{e \in E} c_e x_e + \sum_{e \in E^y} c_e y_e \quad (28)$$

subject to

$$(x + y)(\delta(d)) \geq 2z_d \quad d \in D \quad (29)$$

$$(x + y)(\delta(S)) \geq 2(1 - z(S)) \quad S \subseteq V, S \cap V_R \neq \emptyset \quad (30)$$

$$(x - y)(\delta(S) \setminus H) + y(H) \geq x(H) - |H| + 1 \quad S \subseteq V, H \subseteq \delta(S), \\ |H| \text{ odd} \quad (31)$$

$$(x - y) \left(F_{S,H}^{D'} \right) + \sum_{d \in D \setminus D'} h^d ((\delta(S) \setminus H) \cap \delta(d)) + y(H) \geq x(H) - |H| + z(D')$$

$$S \subseteq V \setminus D, D' = \{d_1, \dots, d_r\} \subseteq D \\ H = H_1 \cup \dots \cup H_r, H_i \subseteq \delta(S) \cap \delta(d_i) \\ |H_i| \text{ odd}, i = 1, \dots, r, r > 1 \quad (32)$$

$$x_e = 1 \quad e \in R \quad (33)$$

$$y_e \leq x_e \quad e \in E^y \quad (34)$$

$$z(D) \leq p \quad (35)$$

$$h_{ed} + z_d \leq 1 \quad d \in D, e \in \delta(d) \quad (36)$$

$$h_{ed} + y_e \leq x_e \quad d \in D, e \in \delta(d) \quad (37)$$

$$x_e \leq z_d + y_e + h_{ed} \quad d \in D, e \in \delta(d) \quad (38)$$

$$x_e \in \{0, 1\} \quad e \in E \quad (39)$$

$$y_e \in \{0, 1\} \quad e \in E^y \quad (40)$$

$$z_d \in \{0, 1\} \quad d \in D \quad (41)$$

$$h_{ed} \in \{0, 1\} \quad d \in D, e \in \delta(d). \quad (42)$$

Inequalities (29) ensure that open facilities are used and the family (30) is an adaptation of the well-known connectivity inequalities: there must be at least two edge traversals in the cut-set of a given set of vertices S containing no open facility whenever S contains some vertex that must be visited. Inequalities (31) have a similar explanation to that of (4) and ensure the parity (even degree) of every subset of vertices. They have been used in the two-index formulation for the MDRPP proposed in [11] (observe that they do not involve any location variable). The RtFCs (32) have been discussed above. Equalities (33) ensure that all required edges are served whereas constraints (34) mean that an edge cannot be traversed for a second time unless it also has been traversed for the first time. The limit on the maximum number of facilities that can be opened is imposed by (35). The linearization of the set of new variables h and its relation to the other decision variables is given in (36)–(38). Finally, the domains of the different sets of decision variables are stated in (39)–(42).

The above formulation contains $|E|$ x and $|E^y|$ y variables, and $|D|$ z variables. As mentioned, the number of h variables is $\sum_{d \in D} |\delta(d)|$. There are $|D|$ inequalities of type (29), $|R|$ inequalities (33), $|E^y|$ inequalities of type (34). The number of constraints in each family (36)–(38) is $\sum_{d \in D} |\delta(d)|$. The number of inequalities (30), (31), and (32) is exponential in $|V|$.

MC-LARP

Since the domains of MC- p -LARP and MC-LARP are the same, except for constraint (35) on the maximum number of open facilities, in order to adapt the above formulation to the MC-LARP, we only need to discard this constraint and to update the objective function to

$$\min \sum_{d \in D} f_d z_d + \sum_{e \in E} c_e x_e + \sum_{e \in E^y} c_e y_e. \quad (43)$$

Proposition 3.8 *Formulation (29)–(42) is valid for the MC- p -LARP and for the MC-LARP.*

Proof: By Proposition (3.7) inequalities (32) are valid. Therefore, if a solution $(\bar{x}, \bar{y}, \bar{z})$ is feasible for the MC- p -LARP or the MC-LARP no violated inequality of this family exists. We now show that if a solution $(\bar{x}, \bar{y}, \bar{z})$ satisfying (29)–(31), (33)–(35), and (39)–(40) is not feasible for the MC- p -LARP or the MC-LARP, then there exists a constraint (32) violated by the solution. Because of the connectivity and

parity constraints (30)–(31), if $(\bar{x}, \bar{y}, \bar{z})$ is not feasible then in any decomposition of the solution in edge-disjoint simple tours, there is one simple tour T traversing at least two open facilities. Let $d_1, d_2 \in D$ be two open facilities that are consecutive in the tour T , and let $P_{d_1 d_2}$ the subpath of T connecting d_1 , and d_2 and $S^T = V(P_{d_1 d_2}) \setminus D$.

- If the decomposition contains no simple tour T' incident with some vertex of S^T , i.e., $S^T \cap V(T') \neq \emptyset$, then the RtFC (32) associated with $S = S^T$, $D' = \{d_1, d_2\}$, $H_1 = S \cap \delta(d_1)$, $H_2 = S \cap \delta(d_2)$, $F_{S,H}^{D'} = (\delta(S) \setminus H) \setminus \delta(D \setminus D')$ and $Q_{S,H}^{D'} = (\delta(S) \setminus H) \cap \delta(D \setminus D')$ is violated by $(\bar{x}, \bar{y}, \bar{z})$, since all the terms in the left-hand side of (32) take the value zero, but the right-hand side takes the value two, since $\bar{z}_{d_1} = \bar{z}_{d_2} = 1$.
- Suppose now that the decomposition contains a simple tour T' incident with some vertex of S . Let $\{v\} \in S \cap V(T')$ (arbitrarily selected, if there is more than one such vertex). Consider the following subcases:
 - T' does not intersect with $V(T) \setminus P_{d_1 d_2}$. Consider $S^{T'}$ consisting of all vertices of $V(T')$ which are not open facilities in \bar{z} (possibly all $V(T')$). Then the RtFC (32) associated with $S = S^T \cup S^{T'}$, $D' = \{d_1, d_2\}$, $H_1 = S \cap \delta(d_1)$, $H_2 = S \cap \delta(d_2)$, $F_{S,H}^{D'} = (\delta(S) \setminus H) \setminus \delta(D \setminus D')$ and $Q_{S,H}^{D'} = (\delta(S) \setminus H) \cap \delta(D \setminus D')$ is violated by $(\bar{x}, \bar{y}, \bar{z})$. Again all the terms in the left-hand side of (32) take the value zero, but the right-hand side takes the value two.
 - T' intersects with $V(T) \setminus P_{d_1 d_2}$. Let $\{v'\} \in V(T') \cap (V(T) \setminus P_{d_1 d_2})$. If several such vertices exist v' the *first* vertex *after* d_2 following the same orientation as that of $P_{d_1 d_2}$. Observe that now T' must traverse some open facility, say $d' \in D \cup V(T')$, different from those of $\{d_1, d_2\}$. Otherwise a different decomposition of the solution of simple tours would exist, where d_1 and d_2 are no longer consecutive open facilities in the same simple tour. Consider now the subpaths of T' , $P_{v,v'}$ and $P_{v,d'}$, and define $S^{T'} = V(P_{v,v'}) \cup (V(P_{v,d'}) \setminus D)$. Then, the RtFC (32) associated with $S = S^T \cup S^{T'}$, $D' = \{d_1, d_2\}$, $H_1 = S \cap \delta(d_1)$, $H_2 = S \cap \delta(d_2)$, $F_{S,H}^{D'} = (\delta(S) \setminus H) \setminus \delta(D \setminus D')$ and $Q_{S,H}^{D'} = (\delta(S) \setminus H) \cap \delta(D \setminus D')$ is violated by $(\bar{x}, \bar{y}, \bar{z})$. Now the left-hand side of (32) takes the value one (corresponding to the last edge of the path $P_{v,v'}$, but the left-hand side is two. ■

Remark 3.1 An additional consequence of the above proof is that RtFC inequalities (32) associated with subsets D' with two depots suffice to guarantee that the proposed formulation is valid.

Some of the valid inequalities presented in Section 3.1.1 can be adapted to reinforce formulation above. In particular, the reinforced connectivity inequalities (16) associated with singletons that must be visited $S = \{i\}$ with $i \in V_R$ can be expressed in terms of the aggregated x and y variables as

$$(x + y)(\delta(i)) \geq 2. \quad (44)$$

Analogously, (17) can be expressed in terms of the aggregated x and y variables to reinforce constraints (30) associated with components containing no potential facility as

$$(x + y)(\delta(V_k)) \geq 2. \quad (45)$$

Finally, the logical relation between the z and x variables associated with edges connecting two facilities can be written as

$$x_e + z_d + z_f \leq 2 \quad e = (d, f) \in \gamma(D). \quad (46)$$

Modeling optimality condition O5 for the two-index formulations is not easy. In fact, we do not know how to impose this condition without incorporating additional decision variables, and preliminary experiments clearly indicate that such an alternative would not be competitive with the original formulations.

4 Branch-and-cut algorithm

We have developed an exact branch-and-cut algorithm to solve each of the models presented, based on the formulations proposed in Section 3. The overall solution algorithm is similar for three- and two-index formulations. As usual, we initially relax the families of constraints of exponential size. After each LP iteration these are then separated to detect whether or not there are constraints of any of these families violated by the current LP solution. If so, the detected violated constraints are incorporated in the current formulation, and the reinforced formulation is solved.

The algorithm starts with all integrality conditions relaxed and only a subset of constraints. In the initial formulations we include all non-exponential sets of constraints, plus a small subset of connectivity and parity inequalities. More precisely, the initial connectivity constraints considered are associated with the singletons that must be visited, i.e. $S = \{i\}$, $i \in V_R$, and with the components that contain no potential facility, i.e. $S = V_k$, $k \in K$, with $V_k \cap D = \emptyset$. The initial set of parity constraints is restricted to those associated with R -odd singletons. That is, for the three-index formulations, constraints (3) are initially replaced with (16)–(17) and the only parity constraints initially included are the inequalities (4) associated with R -odd singletons $S = \{v\}$, with $|\delta_R(v)|$ odd. For the two-index formulations, constraints (30)–(32) are initially replaced with (44)–(45), the only parity constraints (31) initially included are those associated with R -odd singletons $S = \{v\}$ with $|\delta_R(v)|$ odd, and all logical inequalities (46) are added.

RtFCs (32) are handled as lazy constraints, so they are only separated at the nodes with an integer LP solution. In contrast, all other families of relaxed inequalities are separated whenever the current LP solution is fractional. We then

first apply a heuristic separation and only resort to the exact separation when the heuristic fails in finding any violated cut. Below we detail the separation procedures that are applied in each case.

4.1 Separation of inequalities for the three-index formulations

Let $(\bar{x}, \bar{y}, \bar{z})$ denote the current LP solution and let $G(\bar{x}, \bar{y})$ be the support graph associated with (\bar{x}, \bar{y}) at any iteration of the algorithm. For each facility $d \in D$, we denote by (\bar{x}^d, \bar{y}^d) the partial LP solution associated with the potential facility d and by $G_{\bar{x}, \bar{y}}^d = (V^d, E_{\bar{x}^d, \bar{y}^d})$ its corresponding support graph, which can be obtained from G by eliminating all edges in E with $\bar{x}_e^d = 0$ and all vertices that are not incident with any edge of $E_{\bar{x}^d, \bar{y}^d}$.

Separation of the connectivity constraints (3)

For each potential facility $d \in D$, we check whether $G_{\bar{x}, \bar{y}}^d$ is connected. If not, each connected component C with vertex set $V(C) \subseteq V^d \setminus \{d\}$ defines a violated connectivity constraint (3). When the current LP solution is integer, then $\bar{z}_d = 1$ and the above separation procedure is exact. However, when the current LP solution is fractional, it may fail to find a violated constraint (3) even if one exists. Therefore, when $G_{\bar{x}, \bar{y}}^d$ contains one single connected component we search for connected components in the subgraph of $G_{\bar{x}, \bar{y}}^d$ that contains only those edges with values $\bar{x}_e^d + \bar{y}_e^d \geq \varepsilon$, where ε is a given parameter. We then compute the current value of $(\bar{x}_e^d + \bar{y}_e^d)(V(C))$ for each connected component C with vertex set $V(C) \subseteq V^d \setminus \{d\}$. If for some edge $e \in \gamma(V(C))$ the inequality $(\bar{x}_e^d + \bar{y}_e^d)(\delta(V(C))) < 2x_e^d$ is satisfied, then the connectivity inequality (3) associated with $V(C)$ is violated by (\bar{x}^d, \bar{y}^d) . Finally, if no violated constraint has been found with the above heuristic, we build the tree of min-cuts T^d of $G_{\bar{x}, \bar{y}}^d$ with capacities given by $\bar{x}_e^d + \bar{y}_e^d$. For each edge $e = (u, v)$ in $E_{\bar{x}, \bar{y}}^d$ with $u, v \neq d$, the minimum cut $\delta(S)$ such that $e \in \gamma(S)$ is easily obtained from the min-cut tree T^d . If the value of the min-cut is smaller than $2\bar{x}_e^d$, then the inequality (3) associated with S and d is violated by (\bar{x}^d, \bar{y}^d) . The above separation procedure is exact and similar to that applied in [12] to the connectivity constraints of the three-index formulation for the MDRPP. The complexity of this separation procedure is dominated by that of solving the max-flow problems, which allow determining the min cuts. Thus, the overall complexity is $O(n^4)$.

Separation of the parity inequalities (18)

Since the initial formulation includes all parity constraints (4) associated with singletons, for integer solutions $(\bar{x}, \bar{y}, \bar{z})$ the reinforced parity inequalities (18) are always satisfied. When $(\bar{x}, \bar{y}, \bar{z})$ is not integer, we first apply a heuristic and we only resort to the exact separation if the heuristic fails. The heuristic and exact method for inequalities (18) are adaptations of those applied in [12] to the simple parity constraints (4) of the three-index formulation for the MDRPP, where now the right-hand side of the inequality is $2 - z_d$, instead of 1.

Concerning the heuristic for each potential facility $d \in D$, we find the connected components of the subgraph $G^d(\bar{x}, \bar{y})$ induced by edges with values $b_e^d = \min\{\bar{x}_e^d -$

$\bar{y}_e^d), 1 - (\bar{x}_e^d - \bar{y}_e^d)\} > \varepsilon$, where ε is a given parameter. Then, if $S \subset V$ is the vertex set of one of the components, its associated edge set is $H = \{e \in \delta(S) \mid 1 - (\bar{x}_e^d - \bar{y}_e^d) < \bar{x}_e^d - \bar{y}_e^d\}$. If $b^d(\delta(S)) < 2 - \bar{z}_d$ and $|H|$ is odd, then the parity constraint (18) associated with S and H is violated by $(\bar{x}^d, \bar{y}^d, \bar{z}^d)$. If $|H|$ is even, we obtain an odd set $|H|$ by either removing one edge from $|H|$ (and transferring it to $\delta(S) \setminus H$) or by adding to H one edge currently in $\delta(S) \setminus H$. In particular, the smallest increment is obtained with

$$\Delta = \min \left\{ \min\{\bar{x}_e^d - \bar{y}_e^d : e \in \delta(S) \setminus H\}, \min\{1 - (\bar{x}_e^d - \bar{y}_e^d) : e \in H\} \right\}.$$

Then, if $b^d(\delta(S)) + \Delta < 2 - \bar{z}_d$, the parity constraint (18) associated with S and the updated set H is violated by (\bar{x}^d, \bar{y}^d) . Otherwise, the heuristic fails to find a constraint violation.

The exact method constructs, for each $d \in D$, the tree of min-cuts T^d of the support graph G^d with capacities b^d . When T^d has a cut $\delta(S)$ of capacity smaller than $2 - \bar{z}_d$, i.e. $b(\delta(S)) < 2 - \bar{z}_d$, we consider its vertex set S , and the set of edges $H = \{e \in \delta(S) \mid (\bar{x}_e^d - \bar{y}_e^d) \geq 0.5\}$. If $|H|$ is odd, then H defines, together with S , a violated inequality of type (18). Otherwise, if $|H|$ is even, we update the set H to an odd set by moving an edge as mentioned above. When $b^d(\delta(S)) + \Delta < 2 - \bar{z}_d$, the updated set H defines a violated inequality (18) for d and S for the current solution (\bar{x}^d, \bar{y}^d) . The complexity of this separation procedure is the same as that of the connectivity constraints: $O(n^4)$

4.2 Separation of inequalities for the two-index formulations

Let $G(\bar{x}, \bar{y})$ denote the support graph associated with the LP solution $(\bar{x}, \bar{y}, \bar{z})$ at any iteration of the algorithm.

Separation of the connectivity inequalities (30)

The separation of constraints (30) is an adaptation of the procedure presented in [11] for the connectivity constraints of the two-index formulation for the MDRPP. Now we need to take into account that the right-hand side is $2(1 - z(S))$ instead of 2. We first check whether $G(\bar{x}, \bar{y})$ is connected. If not, the vertex set of any component containing no depot defines a violated cut. As before, when $(\bar{x}, \bar{y}, \bar{z})$ is integer the above separation is exact, but it may fail for fractional solutions. In such a case, the connected components are identified in the subgraph of $G(\bar{x}, \bar{y})$ with only those edges with $\bar{x}_e + \bar{y}_e \geq \varepsilon$, where ε is a given parameter. Then, the value $(\bar{x} + \bar{y})(\delta(V(C)))$ is computed for each component $V(C)$ and compared to $2(1 - \bar{z}(S))$. If $(\bar{x} + \bar{y})(\delta(V(C))) < 2(1 - \bar{z}(S))$, the constraint (30) associated with $V(C)$ is violated by $(\bar{x}, \bar{y}, \bar{z})$.

For the exact separation we build the tree of min-cuts of $G(\bar{x}, \bar{y})$ with capacities given by $\bar{x}_e + \bar{y}_e$, and look for min-cuts $\delta(S)$ of value $(\bar{x}, \bar{y})(\delta(S)) < 2$. When $(\bar{x}, \bar{y})(\delta(S)) < 2(1 - \bar{z}(S))$, then the inequality (30) associated with S is violated by $(\bar{x}, \bar{y}, \bar{z})$.

Separation of the parity inequalities (31)

We use the separation of constraints (31) presented in [11] for the two-index formulation for the MDRPP. Since the initial formulation includes the inequalities associated with singletons, we only separate them at fractional solutions. We first apply a heuristic that finds the connected components in the subgraph $G(\bar{x}, \bar{y}, \bar{z})$ induced by edges with values $b_e = \min\{(\bar{x}_e - \bar{y}_e), 1 - (\bar{x}_e - \bar{y}_e)\} > \varepsilon$, where ε is a given parameter. Then, if $S \subset V$ is the vertex set of one of the components, we proceed as above to identify its associated edge set H . If $b(\delta(S)) < 1$ and $|H|$ is odd, then the parity constraint (31) associated with S and H is violated by (\bar{x}, \bar{y}) . Otherwise, if $b(\delta(S)) + \Delta < 1$, the parity constraint (31) associated with S and the updated set H is violated by (\bar{x}, \bar{y}) . If $|H|$ is odd and $b(\delta(S)) + \Delta \geq 1$, then it is necessary to apply the exact method.

For the exact separation we construct the tree of min-cuts T of $G_{\bar{x}, \bar{y}, \bar{z}}$ with capacities given by b_e . When T^b has a cut $\delta(S)$ of capacity smaller than one, we consider its vertex set S , and the set of edges $H = \{e \in \delta(S) \mid (\bar{x}_e - \bar{y}_e) \geq 0.5\}$. If $|H|$ is odd, a violated inequality is defined by H and S . When $|H|$ is even, an update odd set H can be identify by moving an edge. Then if $b(\delta(S)) + \Delta < 1$, the updated set H defines a violated cut (31) for S .

Separation of the return-to-facility inequalities (32)

RtFCs (32) are handled as lazy constraints, so they are only separated when the LP solution $(\bar{x}, \bar{y}, \bar{z})$ is integer. In such a case violated inequalities can be easily identified by first finding a tour decomposition of the current solution (see, for instance, [19]) and then checking whether any of the tours contains a path $P_{d_1 d_2}$ connecting two (consecutive) open facilities. If so, $D' = \{d_1, d_2\}$ and $S = V(P_{d_1 d_2}) \setminus D'$ defines a violated cut. The complexity of the separation procedure is dominated by that of finding the tour decomposition, which is $O(m)$.

5 Computational Experiments

In this section we present the results of computational experiments we have conducted to assess the behavior of our formulations on the different LARPs studied.

5.1 Description of the instances

The sets of instances used in the computational experiments are adapted from MDRPP benchmark instances used in [11, 12], which, in turn, were adapted from the following sets of well-known RPP instances: the ALB set from [8, 9]; the “P” set from [5]; four sets of instances of each of the following classes from [18]: “D” instances with vertices of degree four (labeled “D”), grid instances (labeled “G”), and randomly generated instances (labeled “R”); and, larger sets of instances (“ALB2”, “GRP”, “MAD”, “URP5”, “URP7”) from [7]. We have preserved from the original instances the set of required edges and the routing cost function c . The maximum number of facilities to be located has been fixed to $p = 4$. The potential locations for

the facilities were randomly chosen from the set of vertices, ensuring that no component has more than one potential location. To define the potential locations for the facilities, we first consider the connected components of the input graph, where each vertex non-incident to any required edge defines one component. Then, potential locations were assigned to components according to some weights p_k , $k \in K$, defined as the sum of a fixed parameter $r = 0.2$, plus a parameter based on the required edges, defined as the ratio between the number of required edges in that component and the total number of required edges. That is $p_k = 0.2 + |R_k|/|R|$, for all $k \in K$. For the considered set of benchmark instances the resulting values were always smaller than one. Then, for each component a number r_k was randomly drawn from a continuous uniform distribution $U[0, 1]$, and the component was allocated a potential site when $p_k \leq r_k$. In that case, the vertex of V_k where the potential location was actually located was obtained by randomly generating a number v from a discrete uniform distribution $U[1, |V_k|]$. To generate the set-up costs of the potential locations, for each instance I we have taken from [11] the optimal value of the instance solved as an MDRPP with two and four depots, V_I^2 and V_I^4 , respectively. Then the value $V_I = |(V_I^2 - V_I^4)|/2$ was taken as the average set-up cost for that instance, and the values f_d , $d \in D$ for instance I have been randomly generated from a discrete uniform distribution $U[V_I/2, 3V_I/2]$. Finally, the capacity of each potential location, b_d , was randomly generated from a discrete uniform distribution $U[|R|/4, 3|R|/4]$. Note that on average four open facilities are sufficient to serve all the demand, which is consistent with the selected value of p .

Table 2: Characteristics of the instances

	# inst	V	E	R	K	D
ALB	2	90–102	143–159	88–99	10–11	5
P	24	7–50	10–183	4–78	2–8	4–6
D16	9	8–16	12–30	3–16	2–5	4–6
D36	9	25–36	52–71	10–38	4–11	4–10
D64	9	40–63	92–120	27–75	5–15	5–16
D100	9	76–100	161–197	50–121	9–22	5–17
G16	9	11–16	15–24	3–13	3–5	4–7
G36	9	22–36	34–60	11–35	5–9	4–7
G64	9	45–63	74–110	24–68	4–14	5–15
G100	9	69–100	121–180	41–113	4–20	5–18
R20	5	13–15	24–72	4–7	3–4	5–8
R30	5	15–23	28–99	7–11	4–6	5–8
R40	5	24–32	58–161	8–18	5–9	7–13
R50	5	23–39	82–169	13–20	6–12	5–17
ALB2	15	78–114	133–172	44–122	2–23	4–26
GRP	10	77–113	138–171	52–126	4–34	5–23
MAD	15	149–195	274–318	86–238	2–42	4–33
URP5	7	298–493	597–1403	206–671	19–99	5–37
URP7	8	452–744	915–2089	321–1003	15–140	7–43

Table 2 shows the characteristics of the instances. The column headings represent the number of instances in the set ($\# inst$), the number of vertices ($|V|$), the number of edges ($|E|$), the number of required edges ($|R|$), the number of connected

components in the graph induced by the required edges ($|K|$), and the number of potential locations ($|D|$). In each column, when not all the instances of the group have the same value, the minimum and maximum values are given.

5.2 Experimental results

The branch-and-cut algorithm was implemented in C++ and experiments were run on a 2.80 GigaHertz Intel Core i7 machine with 16 Gigabytes of memory. We have used the IBM CPLEX 12.7 Concert Technology with default parameters, except for the cuts generated by CPLEX, which were disabled, since preliminary testing indicated that activating the CPLEX cuts produced worse results. The maximum computing time, which has been set to four hours for instances in groups D, G, R, and P, ALB, ALB2, GRP, and MAD and to 24 hours for the larger instances in groups URP5 and URP7. Connectivity and parity cuts were separated at all nodes of the enumeration tree for all the tested formulations. As mentioned, the RtFCs (32) used in the 2-index formulations are handled as lazy constraints.

Tables 3 and 4 show, for MC- p -LARP and MC-LARP, respectively, the aggregated results obtained, for each group of instances, with the three-index formulation (3IF), its reinforcement with the optimality condition O5 (3IF-O5), and the two-index formulation (2IF). Columns under $\#Opt_0$ and Gap_0 report the number of instances in the group that were optimally solved at the root node and the average percentage gap at the root node with respect to the optimal or best known solution at termination. Similarly, the next two columns under $\#Opt$ and Gap give the same information at termination: the number of instances solved to optimality and the average percent gap with respect to the optimal or best known solution. Columns under $Nodes$ represent the average number of nodes explored in the search tree. Finally, the columns under CPU give the average of the total computing times in seconds.

Note that the last two sets corresponding to the large instances were solved only with the two-index formulations. Furthermore, for these sets, we also increased the maximum computing time to 24 hours.

Our results show that, both for MC- p -LARP and MC-LARP, the two-index formulation is more efficient and faster than the two three-index formulations. The formulation 2IF allowed us to solve all the small instances within a few minutes, reducing the computing times of 3IF by 98%. In contrast, the three-index formulations 3IF and 3IF-O5 could not find an optimal solution on 18 instances within the limit time of four hours (15 MC- p -LARP instances and three MC-LARP instances). Moreover, with the two-index formulation 2IF we could also solve all medium instances and one third of the large ones. Finally, note that the number of nodes in the search tree is also smaller with 2IF. Comparing Tables 3 and 4, it can be observed that the results are quite similar regardless of whether the number of facilities to be opened is restricted or set-up costs are included in the objective function.

The superiority of 2IF relative to 3IF and 3IF-O5 is also reflected in the number of cuts required by each type of formulation, which is remarkably smaller on the two-index formulations. While the number of connectivity cuts generated with 3IF for

the 100 nodes instances in groups D100 and G100 is on average around 25,000 (both for MC-p-LARP and MC-LARP), with 2IF this number is usually smaller than 100 for the same instances. The situation is similar, although less extreme, with the parity cuts. For the mentioned instances, 3IF requires, on average, 2,500 to 3,000 parity cuts while 2IF generates around 200 such cuts. One difference that can be observed between the two types of formulations is that three-index formulations require many more connectivity cuts than parity cuts, whereas the formulations with two index variables are much more balanced in terms of the number of cuts of each type that are generated, although they tend to generate more parity cuts than connectivity cuts. Concerning the RtFCs inequalities used in 2IF to guarantee that routes return to their starting depot, we have observed that they are very seldom needed. The vast majority of the instances were optimally solved without generating any RtFC. Only one or two RtFCs were generated for about 10% of the considered instances.

Comparing the two three-index formulations it is easy to see that 3IF-O5 outperforms 3IF, in terms of the number of instances solved to optimality and, particularly, in terms of computing times. Nevertheless, as mentioned before, the original two-index formulations still outperform the three-index formulations even when these are reinforced with condition O5.

Tables 5 and 6 show the results for the models MC-p-LARP-UD and MC-LARP-UD, respectively, which extend the previous models including cardinality constraint on the number of users that can be served from each open facility. As mentioned above, these models had to be treated with the three-index formulation to recreate the routes from each facility once the values of the decision variables are known. As before, the behavior of the two models MC-p-LARP-UD and MC-LARP-UD is similar. However, comparing the results with the corresponding version without cardinality constraints we can see, as expected, that the cardinality version is more difficult. This translates into a lower number of instances optimally solved, a larger number of explored nodes and an increase in the computing time.

Tables 7 and 8 report the results obtained with the two-index formulation for the models in which the min-max objective function is considered. Dealing with this kind of objective is typically difficult. Consequently, the results obtained for these models are the worst ones, with the lowest number of instances optimally solved and the largest computing time. In spite of this, the proposed algorithm found a proven optimal solution for the 62% of the tested instances.

As mentioned, in the benchmark instances that we have generated, there is no component with more than one potential facility. As we explain below, this characteristic has very little effect on the results we have obtained. On the one hand, for the models where optimality condition O5 holds, instances with more than one potential facility in some component can be a priori transformed into equivalent instances with at most one potential facility per component by arbitrarily selecting one potential facility for components with several candidates in the case of the MC-p-LARP, or by identifying the candidate facility of the component with minimum set-up cost for the MC-LARP. On the other hand, for the models where the optimality condition O5 does not hold, the results reported in Table 9 suggest that allowing for several potential facilities in some of the components would have no

significant effect on the performance of our algorithms. From Table 9 it can be seen that for MC- p -LARP-UD and MC-LARP-UD, the average number of open facilities is smaller than the number of potential facilities. Moreover, for MC- p -LARP-UD this number is smaller than the parameter p . The lack of effect of having at most one potential facility per component has been confirmed with an additional computational test using the instances of group D16, but with more potential locations in some components. The results with the modified instances show that the difference in the behavior of the algorithm in terms of computational time or number of nodes on the exploration tree is negligible.

5.3 Analysis of the solutions: cross-comparison of the models

We close the computational experiments section by analyzing some characteristics of the solutions produced by the different models. The results concerning the number of facilities open in the optimal solutions of the different formulations are summarized in the Table 9. As could be expected, when the objective takes into account the overall routing costs, models with facilities set-up costs (MC-LARP and MC-LARP-UD) produce, in general, solutions with a smaller number of open facilities than the models where the maximum number of open facilities is only limited by the parameter p (MC- p -LARP, MC-LARP). In particular, MC-LARP produces solutions which, on average, have 33% fewer open facilities than MC- p -LARP. This reduction is not so evident for the corresponding models with unit demands and capacity constraints, where MC-LARP-UD produces solutions which, on average, have a around 13% fewer facilities than MC- p -LARP-UD. Similarly, models with unit demands (MC- p -LARP-UD, MC-LARP-UD) produce, in general, optimal solutions with more open facilities than their non-demand counterparts (MC- p -LARP, MC-LARP). On the contrary, it can be observed that unit demand constraints have very little effect on the number of open facilities in the optimal solutions of models with a makespan objective. MM- p -LARP and MM- p -LARP-UD produce solutions with a very similar number of open facilities; there are only five instances out of 98 where the optimal MM- p -LARP-UD solution opens one more facility than the optimal MM- p -LARP solution.

Since the models with capacity constraints have shown to be notably more difficult to solve than their uncapacitated counterparts we have also investigated how often optimal solutions to models without capacity constraints are feasible (and therefore optimal) for their capacitated versions. Figure 3 illustrates that the makespan model is clearly more successful in this respect, producing a percentage of feasible solutions for its capacitated counterpart, which ranges in 60–100, depending on the type and size of the instances. In contrast, the capability of producing feasible solutions for their capacitated versions of the models that include the overall routing costs in their objective is quite small, particularly for the more time-consuming instances. It is worth noting that no optimal solution to MC- p -LARP or MC-LARP was feasible for MC- p -LARP-UD and MC-LARP-UD, respectively, with the D64 and the D100 sets of instances.

We also analyze the *robustness* of the uncapacitated models (MC- p -LARP, MC-

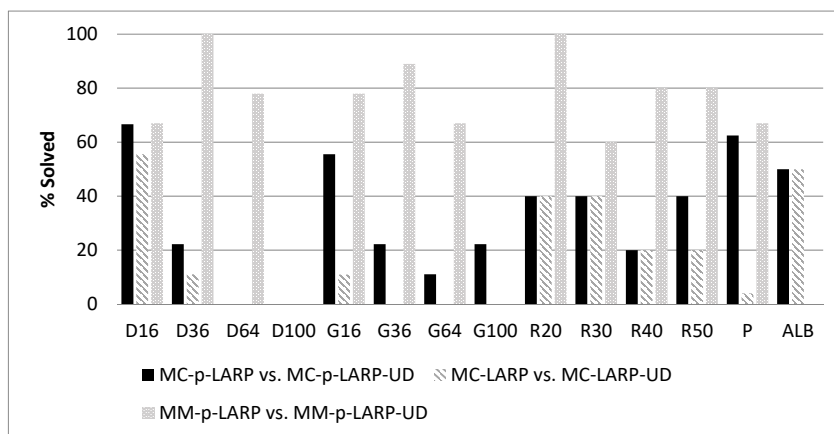


Figure 3: Percentage of optimal solutions of uncapacitated models that are feasible for the capacitated counterpart

LARP, MM- p -LARP), measured in terms of their capability of producing good quality solutions for the other models. For this, the optimal solutions to each model in $\mathcal{F} = \{MC-p-LARP, MC-LARP, MM-p-LARP\}$ have been evaluated relative to the objectives of the other models, and compared to their optimal values. In particular, let \bar{x}^i , denote an optimal solution to formulation $i \in \mathcal{F}$ for a given instance, and \bar{v}^i its optimal value. Let also v^{ij} denote the objective function value of solution \bar{x}^i , relative to the objective function of formulation $j \in \mathcal{F}$, $j \neq i$. Table 10 gives, for each model $i \in \mathcal{F}$, the averages of the percentages $100(v^{ij} - \bar{v}^i)/\bar{v}^i$, over all the instances of each set of benchmark instances, for each model $j \neq i$.

As can be seen from Table 10, the models that include the overall routing costs produce, in general, solutions that are not good for the makespan objective. This is particularly true for MC-LARP, which includes the facilities set-up cost in the objective. The converse holds since the makespan model also produces optimal solutions that, in general, are not of good quality for MC- p -LARP or MC-LARP. On the other hand, not surprisingly, MC- p -LARP produces, in general optimal solutions that are good for MC-LARP, and vice versa. In this sense, the obtained results show a slight superiority of MC-LARP over MC- p -LARP.

Finally, Tables 11 and 12 show the impact of parameters p and f_d on the characteristics of optimal solutions. The average number of facilities opened, the total cost of all the routes in the group, and the average computing times in seconds, are given in columns under the headings $\#D$, *Total cost* and *CPU(s)*, respectively. As was expected, reducing the maximum number of open facilities increases the total cost (see Table 11). Table 12 illustrates the effect of the magnitudes of the set-up costs on the relation between the number of facilities opened and the total cost. Smaller set-up costs allow the opening of a larger number of facilities without increasing the overall cost. In contrast, the instances with larger set-up costs produce solutions with fewer opened facilities, thus increasing the total cost. Furthermore, from Tables 11 and 12 it can be seen that the behavior of the algorithm in terms of computing time remains stable when varying the values of the analyzed parameters.

6 Conclusions

We have modeled and solved several LARPs with different characteristics. The models differ from each other in their objective function, on whether the number of facilities to be located is upper bounded, or on whether the facilities are capacitated. We have considered min-cost objectives aiming at minimizing the overall routing costs (possibly incorporating facilities set-up costs as well), and min-max objectives aiming at minimizing the makespan. Some of the studied models assume that there are no capacity limitations, whereas other models include a cardinality constraint on the number of users that can be served from an open facility.

Three-index variable formulations have been presented for all the models. The polyhedral analysis carried out for the three-index formulation of the uncapacitated models proves that the main families of constraints are facet defining. Moreover, a two-index variable formulation was introduced for the min-cost models without capacity constraints, which incorporates a new set of constraints forcing the routes return to their departing facility. All the formulations exploit optimality conditions, which allows using binary decision variables only.

Exact and heuristic separation procedures have been studied for the large-size families of inequalities and an exact branch-and-cut solution algorithm was implemented for the solution of the proposed formulations. Our numerical results demonstrate the good behavior of the algorithm, which was tested on several sets of benchmark instances. For the uncapacitated min-cost models, all instances involving up to 200 depots, as well as most instances involving up to 744 vertices, were solved to optimality. Despite the difficulty of the models with a makespan objective or with capacity constraints, instances with up to 100 vertices were optimally solved for the makespan objective and for the capacitated versions of the min-cost models. When comparisons are possible, our results show the superiority of the two-index formulation in terms of efficiency and speed with respect to the three-index formulations.

We believe that developments similar to those presented in this paper can be carried out for some problems where the demand is located at the nodes of the input graph. A promising avenue of research is to develop two-index variable formulations for some node routing problems with multiple routes. The limitations of such an approach would be similar to those of this paper. Thus, in principle it seems viable for problems with min-cost objectives and without capacity constraints like the m -TSP, uncapacitated multidepot VRPs or some location node-routing problems. In all these cases constraints guaranteeing that the routes return to their starting depot would be needed in order to ensure the validity of the formulations with the two-index variables.

Acknowledgements

This research was partially supported by the Spanish Ministry of Economy and Competitiveness through grants EEBB-I-16-10670, BES-2013-063633, MTM2015-63779-R and MDM-2014-044 (MINECO/FEDER), and by the Canadian Natural Sciences and Engineering Research Council under grant 2015-06189. This support is

gratefully acknowledged. Thanks are due to the referees for their valuable comments.

References

- [1] M. Albareda-Sambola. Location-routing and location-arc routing. In G. Laporte, S. Nickel, and F. Saldanha da Gama, editors, *Location science*, pages 399–418. Springer, Berlin Heidelberg, 2015.
- [2] A. Amaya, A. Langevin, and M. Trépanier. The capacitated arc routing problem with refill points. *Operations Research Letters*, 35(1):45–3, 2007.
- [3] C. Arbib, M. Servilio, C. Archetti, and M. G. Speranza. The directed profitable location rural postman problem. *European Journal of Operational Research*, 236(3):811–819, 2014.
- [4] R. Baldacci and V. Maniezzo. Exact methods based on node-routing formulations for undirected arc-routing problems. *Networks*, 47(1):52–60, 2006.
- [5] N. Christofides, V. Campos, Á. Corberán, and E. Mota. An algorithm for the rural postman problem. Technical report, Imperial College Report IC.O.R.81.5, 1981.
- [6] Á. Corberán and G. Laporte. *Arc Routing: Problems, Methods, and Applications*, volume 20. MOS-SIAM Series on Optimization, Philadelphia, 2014.
- [7] Á. Corberán, I. Plana, and J. M. Sanchis. A branch & cut algorithm for the windy general routing problem. *Networks*, 49(4):245–257, 2007.
- [8] Á. Corberán and J. M. Sanchis. A polyhedral approach to the rural postman problem. *European Journal of Operational Research*, 79(1):95–114, 1994.
- [9] Á. Corberán and J. M. Sanchis. The general routing problem polyhedron: Facets from the RPP and GTSP polyhedra. *European Journal of Operational Research*, 108(3):538–550, 1998.
- [10] M. Drexler, M. Schneider, and D. B. Schenecker. A survey of location-routing problems. Technical report, Darmstadt Technical University, Department of Business Administration, Economics and Law, Institute for Business Studies (BWL), 2013.
- [11] E. Fernández, G. Laporte, and J. Rodríguez-Pereira. A branch-and-cut algorithm for the multi-depot rural postman problem. *Transportation Science*, forthcoming 2018.
- [12] E. Fernández and J. Rodríguez-Pereira. Multi-depot rural postman problems. *TOP*, 25(2):340–372, 2017.
- [13] G. Ghiani. Arc routing, allocation-arc routing and location-arc routing problems. Technical report, PhD dissertation, Università degli Studi di Napoli Federico II, Italy, 1998.

- [14] G. Ghiani, G. Improta, and G. Laporte. The capacitated arc routing problem with intermediate facilities. *Networks*, 37(3):134–143, 2001.
- [15] G. Ghiani and G. Laporte. Eulerian location problems. *Networks*, 34(4):291–302, 1999.
- [16] G. Ghiani and G. Laporte. A branch-and-cut algorithm for the undirected rural postman problem. *Mathematical Programming*, 87(3):467–481, 2000.
- [17] S. H. Hashemi Doulabi and A. Seifi. Lower and upper bounds for location-arc routing problems with vehicle capacity constraints. *European Journal of Operational Research*, 224(1):189–208, 2013.
- [18] A. Hertz, G. Laporte, and P. Nanchen Hugo. Improvement procedures for the undirected rural postman problem. *INFORMS Journal on Computing*, 11:53–62, 1999.
- [19] C. Hierholzer. Über die Möglichkeit, einen Linienzug ohne Wiederholung und ohne Unterbrechnung zu umfahren. *Mathematische Annalen*, 6:30–32, 1873.
- [20] L. Levy and L. D. Bodin. The arc oriented location routing problem. *INFOR.*, 27(1):74–94, 1989.
- [21] H. Longo, M. Poggi de Aragão, and E. Uchoa. Solving capacitated arc routing problems using a transformation to the CVRP. *Computers & Operations Research*, 33(6):1823–1837, 2006.
- [22] R. B. Lopes, F. Plastria, C. Ferreira, and B. S. Santos. Location-arc routing problem: Heuristic approaches and test instances. *Computers & Operations Research*, 43:309–317, 2014.
- [23] H. Min, V. Jayaraman, and R. Srivastava. Combined location-routing problems: A synthesis and future research directions. *European Journal of Operational Research*, 108(1):1–15, 1998.
- [24] G. Nagy and S. Salhi. Location-routing: Issues, models and methods. *European Journal of Operational Research*, 177(2):649–672, 2007.
- [25] W. L. Pearn, A. A. Assad, and B. L. Golden. Transforming arc routing into node routing problems. *Computers & Operations Research*, 14(4):285–288, 1987.
- [26] A. Pia and C. Filippi. A variable neighborhood descent algorithm for a real waste collection problem with mobile depots. *International Transactions in Operational Research*, 13(2):125–141, 2006.
- [27] C. Prodhon and C. Prins. A survey of recent research on location-routing problems. *European Journal of Operational Research*, 238(1):1–17, 2014.
- [28] M. A. Salazar-Aguilar, A. Langevin, and G. Laporte. The synchronized arc and node routing problem: Application to road marking. *Computers & Operations Research*, 40(7):1708–1715, 2013.

Appendix A: Polyhedral analysis

In the proofs below we assume that there exists an edge connecting each pair of vertices. When such edges are *non-existing* in E , they represent T -joins, connecting given pairs of vertices, that only use *existing* edges of the set E . Examples of such non-existing edges are, for instance, T -joins connecting two even-vertices in the same component that are not connected with an existing edge of E . Using edges associated with such T -joins in the solutions that we will build, simplifies the presentation of the proofs, but has no effect on their validity, since the parity of the intermediate vertices in the T -joins will not be affected and the connectivity and other requirements will be preserved. We also use $O \subseteq V$ to denote the set of R -odd vertices, and $O_k = O \cap V_k$, $k \in K$.

Proof of Proposition 3.2: *The condition is necessary.* We follow the same idea as in [11] for the MDARP which, in turn, is based on [16] for the RPP. To simplify the presentation, $e \in E$ and $e \in E^y$ are counted as two distinct edges.

- If there exists a cut-edge set with only one edge, then e should be a required edge and $\sum_{d \in D} x_e^d = 1$. Therefore, $P(MC - LARP) \subset \{x : \sum_{d \in D} x_e^d = 1\}$.
- Assume now there exists a subset $S \subset V \setminus D$, with $\delta(S) = \{e^{(1)}, e^{(2)}\}$.
 - If $S = \cup_{i \in K'} V_i \setminus D$, $\emptyset \neq K' \subset K$, then $P(MC - LAPP) \subset \{x : \sum_{d \in D} x_{e^{(1)}}^d = 1 \text{ and } \sum_{d \in D} x_{e^{(2)}}^d = 1\}$.
 - Otherwise, if $\delta(S)$ is R -even, $P(MC - LARP) \subset \{x : \sum_{d \in D} x_{e^{(1)}}^d = \sum_{d \in D} x_{e^{(2)}}^d\}$, and if $\delta(S)$ is R -odd, $P(MC - LARP) \subset \{x : \sum_{d \in D} x_{e^{(1)}}^d + \sum_{d \in D} x_{e^{(2)}}^d = 1\}$.
- Finally, there exists $S = \cup_{i \in K'} V_i \setminus D$, $\emptyset \neq K' \subset K$ with $\delta(S) = \{e^{(1)}, e^{(2)}, e^{(3)}\}$, then $P(MC - LAPP) \subset \{x : \sum_{d \in D} x_{e^{(1)}}^d + \sum_{d \in D} x_{e^{(2)}}^d + \sum_{d \in D} x_{e^{(3)}}^d = 2\}$.

The condition is sufficient. Let us find $|E||D| + |E^y||D| + |D| - |R| + 1$ affinely independent solutions satisfying the connectivity, parity inequalities, associated with routes that start and terminate at the same open facility.

Consider a set of $|D|$ *reference solutions* $(\bar{x}(d), \bar{y}(d), \bar{z}(d))$, one associated with each potential facility $d \in D$. The reference solution associated with a given $d \in D$, consists of opening only facility $d \in D$, i.e. $\bar{z}(d)^d = 1$ and $\bar{z}(d)^{d'} = 0$ for all $d' \in D \setminus \{d\}$, together with a route carried out from d consisting of: (i) a traversal of all the required edges; (ii) one traversal of edge (v, d) with $v \in O$ (this will be a second traversal for the required edges incident to d if both end-vertices are R -odd); and, (iii) two traversals of all the edges of T_C . By construction any reference solution is feasible.

A sufficiently large set of additional solutions, all of them affinely independent, can be obtained with slight modifications of the reference solutions. These *modified* solutions are *linked* both to the facilities of their corresponding reference solutions and to edges. We use the notation $(x(d, e), y(d, e), z(d, e))$, to denote the solution linked to the reference solution of facility $d \in D$ and edge $e \in E$. In particular,

$x(d, e)_{e'}^{d'}$ denotes the component corresponding to the first traversal of edge $e' \in E$ in the route associated with facility d' in the solution linked to facility d and edge e . A similar notation will be used for the y and z components. When the reference solution and edge linked to a solution are clear from the context we will drop the parentheses and just write $x_{e'}^{d'}$. Let $d_0 \in D$ be an arbitrarily selected potential location. The set of affinely independent solutions linked with each potential facility $d \in D$ is defined below:

- a) For each non required edge $e = (u, v) \in E \setminus R$ we generate one or two solutions, depending on whether or not $e \in E^y$. In particular,
- a₁) if $e = (u, v) \notin E^y$, then we generate just one solution $(x(d, e), y(d, e), z(d, e))$ with $x_e^d = 1 - \bar{x}(d)_e^d$. Furthermore, to guarantee that the parity of u and v does not change we also set $x_{e_{(u,r)}}^d = 1 - \bar{x}(d)_{e_{(u,r)}}^d$, $x_{e_{(v,r)}}^d = 1 - \bar{x}(d)_{e_{(v,r)}}^d$. All other components remain as in the reference solution $(\bar{x}(d), \bar{y}(d), \bar{z}(d))$.
 - a₂) if $e = (u, v) \in E^y$, then e is one of the edges of T_C and $\bar{x}(d)_e^d = \bar{y}(d)_e^d = 1$. In this case we generate two new solutions $(x(d, e), y(d, e), z(d, e))$ and $(x'(d, e), y'(d, e), z'(d, e))$. For $(x(d, e), y(d, e), z(d, e))$, we keep $x_e^d = \bar{x}(d)_e^d = 1$ but set $y_e^d = 0$. To guarantee the parity of vertices u and v and the connectivity, the components corresponding to edges $e_u = (d, u)$ and $e_v = (d, v)$, take the value 1, i.e. $x_{e_u}^d = x_{e_v}^d = 1$. All other components remain as in the reference solution $(\bar{x}(d), \bar{y}(d), \bar{z}(d))$. For $(x'(d, e), y'(d, e), z'(d, e))$, we set $x_e^{d'} = y_e^{d'} = 0$, so the parity is not compromised. In contrast, the connectivity may be lost. To restore connectivity, it is enough to include the three edges connecting vertices u , v and the potential facility d via a triangle.
- b) For each required edge $e = (u, v) \in R$ we generate one or two solutions, depending on whether or not $d = d_0$. In particular,
- b₁) if $d = d_0$, then we generate just one solution $(x(d_0, e), y(d_0, e), z(d_0, e))$ with $x_e^{d_0} = \bar{x}(d_0)_e^{d_0} = 1$ and $y_e^{d_0} = 0$, for all $e = (u, v) \in R$. Furthermore, we set $x_{e_u}^{d_0} = 1 - \bar{x}(d_0)_{e_u}^{d_0}$ and $x_{e_v}^{d_0} = 1 - \bar{x}(d_0)_{e_v}^{d_0}$ where, as before, $e_u = (d_0, u)$ and $e_v = (d_0, v)$. This guarantees the parity of vertices u and v and the connectivity of $(x(d_0, e), y(d_0, e), z(d_0, e))$. All other components remain as in the reference solution $(\bar{x}(d_0), \bar{y}(d_0), \bar{z}(d_0))$.
 - b₂) if $d \neq d_0$, then we generate two new solutions: $(x(d, e), y(d, e), z(d, e))$ and $(x'(d, e), y'(d, e), z'(d, e))$, with one and two traversals of edge e , respectively. Solution $(x(d, e), y(d, e), z(d, e))$ is defined exactly as in item b₁). For $(x'(d, e), y'(d, e), z'(d, e))$ we open one additional potential facility $d' \neq d$, and define its associated route, taking into account that it is not possible to visit d' in the route from open facility d . For this d' is arbitrarily selected from $D \setminus \{d\}$ ensuring that is not an end-vertex of edge e . Then, we open both facilities d and d' , i.e. $z'(d, e)^{d'} = z'(d, e)^d = 1$. Furthermore, associated with facility d , we set $x_e^{d'} = x_{e_u}^{d'} = x_{e_v}^{d'} = 1$, and all other $x^{d'}$ and $y^{d'}$ components at value zero. The first traversal of all other required edges is allocated to facility d' . That is, $x_{e'}^{d'} = 1$ for all

$e' \in R \setminus \{e, e_u, e_v\}$. To make consistent the route of facility d' , we also allocate to d' one traversal of each edge connecting an R -odd vertex with facility d' , plus two traversals of all the edges of T_C . All other components take the value 0.

The number of solutions defined in each of the items above is $|D|$ in the reference set, $(|E| - |E^y|)|D|$ in a_1), $2(|E^y| - |R|)|D|$ in a_2), $|R|$ in b_1), and $2|R|(|D| - 1)$ in b_2). Hence, we have found $|E||D| + |E^y||D| + |D| - |R|$ affinely independent solutions that satisfying the connectivity and parity inequalities. The remaining affinely independent solution consist of opening exactly p locations $d \in D$ and associate with each open location a consistent route, guaranteeing that all required edges incident a potential location are allocated to that facility. Two traversals of the edges of T_C can be arbitrarily allocated to the depots in order to guarantee the connectivity of the obtained solution. All the solutions considered are affinely independent, since each of the $|E||D| + |E^y||D| + |D| - |R|$ feasible solutions obtained in item a) and b) above contains at least one component with a different value from the values of that component in all other solutions. ■

Proof of Proposition 3.3: *The condition is necessary.* The condition that every $\delta(S)$ such that $S = \bigcup_{i \in K'} V_i \setminus D$ ($\emptyset \neq K' \subset K$) has at least five edges is already necessary for the MDRPP when the set of available depots is fixed [11].

The condition is sufficient. If $e \in E \setminus R$, the face $\{x \in P(MC - LARP) : x_e^d = 0\}$ has the same dimension as the polytope associated with the MC-LARP defined on the graph obtained after removing edge e from G . Suppose now that $e \in R$. Observe that all the solutions obtained in the proof of Proposition 3.2 linked to depots $d' \in D$ different from d satisfy $x(d', e')_e^d = 0$, for all edges $e' \in E$. The number of such solutions depends on whether or not $d = d_0$. If $d \neq d_0$, this number is $(|D| - 1)(|E| + |E^y| + 1) - |R|$, whereas if $d = d_0$ this number will be $(|D| - 1)(|E| + |E^y| + 1)$. In order to generate additional solutions satisfying $x_e^d = 0$, affinely independent with the previous ones, let $d' \in D \setminus \{d\}$ be an arbitrarily selected potential location, and consider the solution $(\bar{x}, \bar{y}, \bar{z})$, where only facility d' is open, i.e. $\bar{z}_{d'} = 1$ and $\bar{z}_f = 0$ for all $f \neq d'$. The route of facility d' traverses all required $(\bar{x}_{e'}^{d'} = 1, e' \in R)$, and contains one traversal of every edge (v, d') with $v \in O$, plus two traversals of all the edges of T_C . Then, for all $e' \in E$, we proceed as in the proof of Proposition 3.2 for generating solutions linked to facility d (all of them with $x(d, e')_e^d = 0$), using $(\bar{x}, \bar{y}, \bar{z})$ as reference solution. In this way, we will obtain $|E| + |E^y|$ solutions if $d \neq d_0$, or $|E| + |E^y| - |R|$ solutions when $d = d_0$. In both cases we have obtained $|D|(|E| + |E^y| + 1) - |R|$ affinely independent solutions that satisfy $x_e^d = 0$. ■

Proof of Proposition 3.4: *The condition is necessary.* Suppose there exists a cut-edge set with only three edges, $\delta(S) = \{e, f, g\}$. Then, either $\{x \in P_{(MC-LARP)} : x_e^d = 1\} \subset \{x \in P_{(MC-LARP)} : x_e^d = 1, x_f^d + x_g^d = 1\}$ if $\delta(S)$ is R -even, or $\{x \in P_{(MC-LARP)} : x_e^d = 1\} \subset \{x \in P_{(MC-LARP)} : x_e^d = 1, x_f^d - x_g^d = 0\}$ otherwise.

The condition is sufficient. Under the hypotheses, it is easy to show that there exist $|E||D| + |E^y||D| + |D| - |R|$ feasible and affinely independent solutions on the hyperplane $x_e^d = 1$. Let the first solution be solution $(\bar{x}, \bar{y}, \bar{z})$, where only facility

d is open. Its associated route contains one traversal of all required edges $e \in R$, one traversal of each edge (v, d) with $v \in O$, and two traversals of all the edges of T_C . In addition, if e does not belong to any of the previous sets of edges, then the route also traverses edge e , to guarantee that $\bar{x}_e^d = 1$, plus the two edges $e_u = (d, u)$ and $e_v = (d, v)$ to ensure parity. The remaining $|E||D| + |E^y||D| + |D| - |R| - 1$ solutions can be obtained following a similar process to that applied in Proposition 3.2, where in each new solution one of the components is modified. ■

Proof of Proposition 3.5: *The condition is necessary.* Suppose $G(S)$ is not connected, and let S_1 be a component of $G(S)$. Then the connectivity inequality (3) associated with $G(S)$ is dominated by the connectivity inequality (3) corresponding to $G(S_1)$. A similar situation arises if some component of $G(V \setminus S)$ contains no open facility. Suppose now there exists a subset of components $S' \subset S$ such that there is only one edge connecting S' and $S \setminus S'$. Then, the connectivity constraint associated with $G(S)$ is dominated by the sum of the connectivity constraints (3) associated with S' and $S \setminus S'$.

The condition is sufficient. It is easy to show that under the hypotheses, the set of $|E||D| + |E^y||D| + |D| - |R|$ affinely independent feasible solutions with $x_e^d = 1$ considered in the proof of Proposition 3.4 lie in the hyperplane $\sum_{e \in \delta(S)} (x_{e'}^d + y_{e'}^d) = 2x_e^d$. ■

Proof of Proposition 3.6: We first show that under the hypotheses, there exist $|E||D| + |E^y||D| + |D| - |R|$ affinely independent feasible solutions that satisfy the inequality as equality. For given sets S and H under the above conditions, let $d \in D$ be an arbitrarily selected potential facility and $v_k \in V_k$ an arbitrarily selected vertex in component $k \in K$. Let also $\hat{e} \in \delta(S) \setminus H$ and $h_1 \in H$ be arbitrarily selected edges in their respective sets. Consider a feasible solution $(\bar{x}, \bar{y}, \bar{z})$ in which d is the only open facility and its associated route contains: *i*) one traversal of each required edge $e \in R$; *ii*) one traversal of each edge (v, v_k) with $v \in O_k \setminus \{v_k\}$ (this will be a second traversal for required edges with some R -odd end-vertex); *iii*) two traversals of all the edges of $T_C \setminus \delta(S)$ (edges with both end-vertices either in S or in $V \setminus S$); and *iv*) one traversal of edge $\hat{e} \in \delta(S) \setminus H$ and of all $|H|$ edges of set H . By construction, $(\bar{x}, \bar{y}, \bar{z})$ is feasible and satisfies $(\bar{x} + \bar{y})(\delta(S)) = |H| + 1$. The $|E||D| + |E^y||D| + |D| - |R| - 1$ additional solutions are obtained from $(\bar{x}, \bar{y}, \bar{z})$, linked to the different edges $e \in E$ as explained next.

- a) For all $e = (u, v) \notin H$, we proceed as in the proof of Proposition 3.2 and for each depot $d' \in D$, we obtain one or two points linked to edge e . The number of points that be obtain for each depot, depends on the case or subcase that applies to e depending on whether or not it belongs to R . In total we obtain D points if $e \in E \setminus R \setminus E^y$, $2|D|$ points if $e \in E^y$, and $2|D| - 1$ if $e \in R$.
- b) For all $e = (u, v) \in H$ we define solutions $(x(d', e), y(d', e), z(d', e))$ linked to each $d' \in D$ and considered edge e , according to the following subcases:
 - b₁) $e \in E \setminus E^y$ and $d' \neq d$. Then $\bar{x}_e^{d'} = \bar{y}_e^{d'} = 0$. We set $x_e^{d'} = 1$ and we use edges $e^u = (d', u)$ and $e^v = (d', v)$, so we set $x_{e^u}^{d'} = x_{e^v}^{d'} = 1$. All other components remain as in $(\bar{x}, \bar{y}, \bar{z})$.

- $b_2)$ $e \in E^y \setminus R$ and $d' = d$. Now $\bar{x}_e^d = 1$ and $\bar{y}_e^d = 0$. We set $y_e^d = 1$ and $x_{\hat{e}}^d = 0$. All other components remain as in $(\bar{x}, \bar{y}, \bar{z})$.
- $b_3)$ $e \in E^y \setminus R$ and $d' \neq d$. We now generate two solutions: $(x(d', e), y(d', e), z(d', e))$ and $(x'(d', e), y'(d', e), z'(d', e))$. For the first solution, $(x(d', e), y(d', e), z(d', e))$, we set $x_e^{d'} = 1$ and traverse edges $e^u = (d', u)$ and $e^v = (d', v)$ in order to guarantee the parity. Hence, we set $x_{e^u}^{d'} = x_{e^v}^{d'} = 1$. All other components remain as in $(\bar{x}, \bar{y}, \bar{z})$. For the second solution $(x'(d', e), y'(d', e), z'(d', e))$ we set $x_e^{d'} = y_e^{d'} = 1$. Now the parity is guaranteed but connectivity may be lost. To restore the connectivity, it is enough to include the three edges connecting vertices u, v and the potential facility d via a triangle.
- $b_4)$ $e \in R$ and $d' \neq d$. Now $\bar{x}_e^d = 1$ and $\bar{y}_e^d = 0$. We generate two solutions: $(x(d', e), y(d', e), z(d', e))$ and $(x'(d', e), y'(d', e), z'(d', e))$. For the first solution, $(x(d', e), y(d', e), z(d', e))$, we set $x_e^{d'} = 1$ and use edges $e^u = (d', u)$ and $e^v = (d', v)$. Thus, we set $x_{e^u}^{d'} = x_{e^v}^{d'} = 1$. We also set $x_e^d = x_{\hat{e}}^d = 0$. All other components remain as in $(\bar{x}, \bar{y}, \bar{z})$. For $(x'(d', e), y'(d', e), z'(d', e))$ we set $x_e^{d'} = y_e^{d'} = 1$. We also set $x_e^{d'} = x_{\hat{e}}^{d'} = 0$. Parity is guaranteed although connectivity may be lost. To restore it, it is enough to include the three edges connecting vertices u, v and the potential facility d via a triangle.

Furthermore, when $e \neq h_1$ we generate the following additional points linked to depot d and edge e , $(x(d, e), y(d, e), z(d, e))$, according to the following sub-cases:

- $b'_1)$ $e \in E \setminus E^y$. We set $x_e^d = x_{\hat{e}}^d = 0$. All other components remain as in $(\bar{x}, \bar{y}, \bar{z})$.
- $b'_2)$ $e \in E^y \setminus R$. We set $x_e^d = x_{\hat{e}}^d = 0$. All other components remain as in $(\bar{x}, \bar{y}, \bar{z})$.
- $b'_3)$ $e \in R$. We set $x_e^d = y_e^d = 1$ and $x_{\hat{e}}^d = 0$. All other components remain as in $(\bar{x}, \bar{y}, \bar{z})$.

In total we have generated $|E||D| + |E^y||D| + |D| - |R|$ feasible solutions, all of which satisfy the inequality (18) associated with S and H as equality. The result follows, since all points are affinely independent. \blacksquare

Table 3: Computational results for the MC-p-LARP

	3IF					3IF - O5					2IF							
	#Opt ₀	Gap ₀	#Opt	Gap	N _{odes}	CPU(s)	#Opt ₀	Gap	N _{odes}	CPU(s)	#Opt	Gap	N _{odes}	CPU(s)	#Opt ₀	Gap	N _{odes}	CPU(s)
D16	9/9	0	-	-	0	0.10	8/9	0.08	9/9	0	0.22	0.11	9/9	0	9/9	-	0	0.02
D36	3/9	1.62	9/9	0	51.56	17.35	3/9	1.63	9/9	0	31.22	9.81	8/9	0.52	9/9	0	1.22	0.14
D64	0/9	2.50	9/9	0	164.00	519.19	0/9	2.68	9/9	0	108.56	328.62	8/9	0.05	9/9	0	0.56	0.48
D100	0/9	4.00	2/9	2.39	551.56	12361.85	0/9	3.59	4/9	1.31	639.56	11230.97	2/9	0.63	9/9	0	11.22	12.41
G16	6/9	3.01	9/9	0	3.33	0.26	7/9	2.31	9/9	0	2.33	0.21	9/9	0	9/9	-	0	0.03
G36	3/9	2.31	9/9	0	13.00	10.08	3/9	2.13	9/9	0	4.33	2.87	8/9	0.49	9/9	0	0.33	0.10
G64	2/9	3.69	8/9	0.29	349.33	2031.50	3/9	1.89	9/9	0	113.44	186.33	7/9	0.36	9/9	0	9.11	0.33
G100	1/9	2551	2/9	24.96	24.96	12846.15	1/9	2.06	5/9	1.20	173.56	8931.24	5/9	0.36	9/9	0	2.78	0.95
R20	3/5	3.96	5/5	0	5.80	0.27	4/5	10.38	5/5	0	0.80	0.22	5/5	0	5/5	-	0	0.05
R30	2/5	2.55	5/5	0	4.80	1.77	3/5	0.13	5/5	0	1.80	1.75	5/5	0	5/5	-	0	0.08
R40	2/5	1.01	5/5	0	24.20	44.01	3/5	0.78	5/5	0	52.80	54.43	3/5	0.23	5/5	0	1.40	0.30
R50	3/5	1.16	5/5	0	6.40	31.32	4/5	0.40	5/5	0	4.20	35.80	4/5	0.07	5/5	0	0.40	0.21
P	13/24	1.56	24/24	0	19.13	11.19	13/24	1.31	24/24	0	5.38	2.62	17/24	0.31	24/24	0	2.00	0.20
ALB	0/2	2.10	2/2	0	369.50	4739.15	0/2	2.24	2/2	0	70.50	1015.20	2/2	0	2/2	-	0.50	2.38
ALB2	0/15	35.99	4/15	35.19	257.60	11410.03	0/15	36.30	4/15	35.32	132.00	10858.05	5/15	1.11	15/15	0	42.87	17.23
GRP	0/10	42.18	3/10	41.33	153.90	12485.84	0/10	41.88	4/10	40.63	210.70	12799.46	2/10	2.46	10/10	0	276.50	59.83
MAD	0/15	93.49	0/15	93.48	2.07	14405.61	0/15	87.01	0/15	86.99	5.13	14446.39	8/15	0.35	15/15	0	74.07	251.52
URP5	-	-	-	-	-	-	-	-	-	-	-	-	0/7	2.65	3/7	0.58	482.29	60832.93
URP7	-	-	-	-	-	-	-	-	-	-	-	-	1/8	18.41	2/8	18.04	56.00	70099.98

Table 4: Computational results for the MC-LARP

	3IF						3IF - O5						2IF					
	#Opto	Gapo	#Opt	Gap	Nodes	CPU(s)	#Opto	Gapo	#Opt	Gap	Nodes	CPU(s)	#Opto	Gapo	#Opt	Gap	Nodes	CPU(s)
D16	5/9	2.39	9/9	0	3.33	0.16	5/9	1.37	9/9	0	1.22	0.12	9/9	0.00	-	-	0	0.08
D36	3/9	2.13	9/9	0	19.44	6.20	3/9	1.84	9/9	0	17.78	7.96	5/9	0.88	9/9	0	5.44	0.29
D64	0/9	3.02	9/9	0	80.44	180.43	0/9	3.01	9/9	0	45.22	127.89	3/9	0.51	9/9	0	4.44	1.19
D100	0/9	3.91	8/9	0.28	482.56	6610.96	0/9	3.78	8/9	0.23	467.00	5888.12	0/9	1.38	9/9	0	24.22	17.35
G16	8/9	0.79	9/9	0	0.56	0.17	8/9	0.85	9/9	0	0.22	0.12	7/9	0.73	9/9	0	0.78	0.06
G36	9/9	1.94	9/9	0	5.33	2.48	6/9	1.39	9/9	0	4.11	2.33	4/9	1.46	9/9	0	1.89	0.19
G64	3/9	1.78	9/9	0	11.67	28.01	2/9	1.94	9/9	0	11.44	29.86	3/9	0.97	9/9	0	5.11	0.50
G100	0/9	3.61	7/9	0.50	154.22	6303.97	0/9	2.45	8/9	0.10	128.33	4202.78	1/9	1.37	9/9	0	45.56	6.93
R20	4/5	0.14	5/5	0	0.20	0.13	4/5	0.40	5/5	0	0.40	0.23	5/5	0	-	-	0	0.06
R30	4/5	0.21	5/5	0	0.80	1.08	3/5	0.42	5/5	0	0.80	1.15	2/5	0.67	5/5	0	1.00	0.13
R40	3/5	0.43	5/5	0	17.00	33.97	3/5	0.43	5/5	0	18.80	28.68	2/5	1.20	5/5	0	12.60	0.78
R50	3/5	0.67	5/5	0	10.00	55.23	3/5	0.68	5/5	0	12.60	54.80	2/5	3.24	5/5	0	12.40	0.56
P	10/24	2.27	24/24	0	13.25	4.33	9/24	3.26	24/24	0	12.08	5.12	8/24	2.52	24/24	0	11.38	0.43
ALB	0/2	2.45	2/2	0	131.50	1225.94	0/2	2.59	2/2	0	57.00	882.60	1/2	1.12	2/2	0	3.50	2.09
ALB2	0/15	23.96	9/15	15.34	162.00	8673.03	0/15	23.18	9/15	20.91	130.60	7945.71	4/15	1.66	15/15	0	93.87	36.75
GRP	0/10	33.28	5/10	31.03	145.10	9111.73	0/10	32.36	5/10	30.72	174.20	8217.41	1/10	2.99	10/10	0	260.70	104.90
MAD	0/15	80.83	0/15	80.61	8.60	14410.02	0/15	80.49	0/15	80.48	7.93	14403.95	4/15	0.44	15/15	0	92.53	547.17
URP5	-	-	-	-	-	-	-	-	-	-	-	-	0/7	1.78	4/7	0.50	449.71	45425.08
URP7	-	-	-	-	-	-	-	-	-	-	-	-	0/8	21.43	2/8	21.09	23.50	61583.30

Table 5: Computational results for the MC-p-LARP-UD

	$\#Opt_0$	Gap_0	$\#Opt$	Gap	$Nodes$	CPU(s)
D16	4/9	8.01	9/9	0	7.11	0.49
D36	0/9	9.97	9/9	0	951.56	579.66
D64	0/9	15.14	3/9	11.04	2079.11	10947.88
D100	0/9	50.23	0/9	48.58	859.11	14401.60
G16	4/9	6.74	9/9	0	21.56	0.78
G36	0/9	6.42	9/9	0	1022.67	673.96
G64	1/9	22.53	4/9	19.95	1668.78	10712.95
G100	0/9	51.00	1/9	50.48	583.11	12957.32
R20	2/5	4.19	5/5	0	10.20	0.75
R30	1/5	1.75	5/5	0	33.20	5.48
R40	1/5	7.18	5/5	0	551.40	1130.02
R50	0/5	6.61	5/5	0	234.20	460.44
P	7/24	4.66	23/24	0.44	207.67	612.74
ALB	0/2	53.13	1/2	50.00	967.00	7863.31

Table 6: Computational results for the MC-LARP-UD

	$\#Opt_0$	Gap_0	$\#Opt$	Gap	$Nodes$	CPU(s)
D16	2/9	8.01	9/9	0	16.44	0.62
D36	0/9	8.20	9/9	0	934.22	570.73
D64	0/9	16.76	4/9	12.75	2151.56	10355.26
D100	0/9	44.04	0/9	42.45	871.78	14403.16
G16	3/9	6.93	9/9	0	18.22	1.11
G36	0/9	6.60	9/9	0	819.11	532.60
G64	0/9	24.11	4/9	21.50	1185.44	9107.25
G100	0/9	45.51	0/9	44.95	725.11	14402.83
R20	3/5	3.17	5/5	0	5.80	0.68
R30	2/5	2.52	5/5	0	42.00	7.01
R40	1/5	8.84	4/5	1.25	517.60	2985.65
R50	0/5	7.43	5/5	0	160.60	545.64
P	6/24	4.61	23/24	0.52	269.96	620.02
ALB	0/2	51.03	1/2	50.00	642.00	7810.20

Table 7: Computational results for the MM-p-LARP

	$\#Opt_0$	Gap_0	$\#Opt$	Gap	$Nodes$	CPU(s)
D16	1/9	34.65	9/9	0	114.67	5.56
D36	0/9	51.08	5/9	1.37	8729.11	9586.92
D64	0/9	55.09	1/9	42.94	1352.56	13620.39
D100	0/9	100.00	0/9	100.00	121.11	14401.83
G16	1/9	37.78	9/9	0	60.89	5.07
G36	0/9	39.62	5/9	3.31	2377.22	7530.66
G64	0/9	56.92	0/9	42.25	530.78	14400.59
G100	0/9	100.00	0/9	100.00	20.44	14401.47
R20	0/5	57.03	5/5	0	286.20	16.13
R30	0/5	54.30	5/5	0	482.60	69.92
R40	0/5	64.63	3/5	9.81	377.00	6496.05
R50	0/5	69.24	2/5	47.86	7716.00	9633.41
P	2/24	27.75	18/24	2.62	2169.04	3715.40
ALB	0/2	75.79	0/2	69.66	329.50	14401.47

Table 8: Computational results for the MM-p-LARP-UD

	$\#Opt_0$	Gap_0	$\#Opt$	Gap	$Nodes$	CPU(s)
D16	0/9	45.37	9/9	0	204.78	12.20
D36	0/9	51.24	6/9	1.65	7676.11	9670.18
D64	0/9	55.48	1/9	40.34	1400.00	13208.01
D100	0/9	100.00	0/9	100.00	201.11	14405.84
G16	1/9	37.76	9/9	0	50.22	6.21
G36	0/9	47.13	6/9	12.68	1405.00	6726.02
G64	0/9	58.91	0/9	46.28	2551.89	14400.05
G100	0/9	100.00	0/9	100.00	9.11	14400.61
R20	0/5	55.93	5/5	0	272.20	22.47
R30	0/5	54.16	5/5	0	844.20	259.71
R40	0/5	64.66	4/5	8.82	3311.20	6300.43
R50	0/5	68.19	0/5	62.26	1440.80	11523.14
P	0/24	33.39	19/24	2.38	2681.96	3487.50
ALB	0/2	100.00	0/2	100.00	370.00	14400.09

Table 9: Average number of open facilities in the optimal solutions of the different models.

	MC- p -LARP	MC-LARP	MC- p -LARP-UD	MC-LARP-UD	MM- p -LARP	MM- p -LARP-UD
D16	3.33	3.11	3.56	3.22	3.67	4.00
D36	2.56	1.56	4.00	3.44	4.00	4.00
D64	2.22	1.44	3.67	3.00	3.56	4.00
D100	3.67	1.89	2.44	2.71		
G16	2.33	1.22	3.11	2.78	3.78	4.00
G36	2.56	1.22	3.67	2.78	4.00	4.00
G64	1.78	1.00	3.38	2.50	4.00	4.00
G100	2.56	1.11	3.00	2.50		
R20	2.00	2.00	2.60	2.60	4.00	3.80
R30	2.60	2.20	3.20	3.20	4.00	4.00
R40	2.80	2.40	3.60	3.60	4.00	4.00
R50	3.20	2.40	3.60	3.20	3.80	4.00
P	3.38	1.13	3.46	2.67	3.67	3.58
ALB	3.50	3.00	4.00	3.00	3.00	
Avg.	2.75	1.83	3.38	2.94	3.79	3.94

Table 10: Cross-comparison of optimal values to the different models.

	MC- p -LARP		MC-LARP		MM- p -LARP	
	MC-LARP	MM- p -LARP	MC- p -LARP	MM- p -LARP	MC- p -LARP	MC-LARP
D16	1.20	12.63	3.25	20.00	7.86	8.35
D36	2.66	128.20	1.34	178.05	21.82	29.92
D64	1.08	104.65	0.50	138.48	14.15	18.07
D100	2.04		0.56			
G16	9.61	63.89	5.00	187.96	30.57	66.67
G36	8.60	85.40	1.96	168.47	14.13	30.58
G64	3.36	130.23	0.51	159.87	36.80	45.82
G100	3.59		2.17			
R20	1.38	55.06	1.78	55.06	49.46	54.44
R30	2.50	52.10	1.33	93.45	36.09	40.56
R40	1.40	118.75	1.19	138.99	20.63	21.82
R50	1.08	29.49	2.94	51.90	30.83	30.92
P	14.79	36.21	15.23	197.06	14.18	26.23

Table 11: Sensitivity analysis on the value of p .

	$\#D$			Total cost			CPU(s)		
	$p = 4$	$p = 3$	$p = 2$	$p = 4$	$p = 3$	$p = 2$	$p = 4$	$p = 3$	$p = 2$
MC-p-LARP	3.33	2.89	1.89	5274	5486	6215	0.02	0.10	0.27
MC-p-LARP-UD	3.56	3.00	2.00	6181	6533	3262 ¹	0.40	0.64	1.67

Table 12: Sensitivity analysis on the set-up costs f .

	$\#D$			Total cost			CPU(s)		
	f_d	$\frac{1}{2}f_d$	$2f_d$	f_d	$\frac{1}{2}f_d$	$2f_d$	f_d	$\frac{1}{2}f_d$	$2f_d$
MC-p-LARP	3.00	3.33	2.56	6120	5710	6854	0.08	0.08	0.27
MC-p-LARP-UD	3.22	3.56	3.00	7060	6637	7821	0.62	0.76	0.80